

DIRECTIONS

In order to use these QR codes, you will need:

1. A device to scan the code, such as an old smartphone, iPod, iPad, or other tablet
2. A QR Code Scanning app. A free app that I use is QR Code Reader & Barcode Scanner. However, there are several free options to choose from in the App Store!
3. Wi/Fi

Then you're all set! Simply copy the page you need (for example, the ABC Review 1 printable), put it next to your device, and let the students get to work! Your kids will need crayons and pencils to work through the activity.

The best part? Students will listen to me teach a lesson, and learn by coloring certain objects based on a specific letter's beginning sound, as well as practice writing those letters. We will also work on phonemic awareness, identifying the specific letter in print, and identifying the beginning sound in a picture. I am a 20 year veteran teacher and it's like I'll be taking a small group in your class! My class loves these activities every year! I hope your class will, too!

Is Wi/Fi blocked or restricted at your school? HERE ARE OTHER OPTIONS!



① MP3 Files

All of the activities are also offered in an MP3 format. You can download the MP3 files DIRECTLY onto your devices or computer. No Wi/Fi is necessary! It will work the same way, except that students will not scan the QR code. Students will need to locate the activity you want them to do so you might want to only load that specific activity. A link to the MP3 files is provided in the product on page 5.

Is Wi/Fi blocked or restricted at your school? HERE ARE OTHER OPTIONS!

② PowerPoint Slides with Audio

All of the activities are also offered as PowerPoint slides with audio. These will work on any device or computer with Microsoft PowerPoint installed. Instead of the QR code, students will see a megaphone. Click on that and the audio will begin! Students will still need the printable to complete the activity.



**PP Slides with
Audio**

A link to the PP Slides with Audio is provided in the product on page 6.

Skills

- * Phonemic Awareness
- * Letters and Sounds
- * Letter Identification
- * Beginning Sounds
- * Printing Practice
- * Following Directions


Name _____ Listen and Learn: ABC Review 1



1. A a 2. M m
3. R r 4. S s
5. b M h S o L r
6.

a, m, r, s

Name _____ Listen and Learn: ABC Review 2



1. E e 2. S s
3. I i 4. W w
5. f L T p w s G S t
6.

f, s, t, w

Name _____ Listen and Learn: ABC Review 3



1. B b 2. C c
3. F f 4. H h
5. c V B h P a F
6.

b, c, f, h

Name _____ Listen and Learn: ABC Review 4



1. D d 2. E e
3. G g 4. H h
5. e G N h d i g H D
6.

d, e, g, h


Name _____ Listen and Learn: ABC Review 5



1. I i 2. K k
3. P p 4. S s
5. k I b S P k i p o K
6.

i, k, p, s


Name _____ Listen and Learn: ABC Review 6



1. J j 2. E e
3. M m 4. X x
5. a J l n X m j t L x
6.

j, l, m, x

Name _____ Listen and Learn: ABC Review 7



1. N n 2. O o
3. I i 4. V v
5. o l N t V y O v
6.

n, o, t, v

Name _____ Listen and Learn: ABC Review 8



1. B b 2. E e
3. M m 4. Q q
5. m b Q l q B L
6.

b, l, m, q

Name _____ Listen and Learn: ABC Review 9



1. P p 2. R r
3. U u 4. Y y
5. r u E P y U a R p i
6.

p, u, r, y

Name _____ Listen and Learn: ABC Review 10



1. C c 2. E e
3. P p 4. Z z
5. e a Z C d P c E p
6.

c, e, p, z

Name _____ Listen and Learn: ABC Review 11



1. B b 2. G g
3. M m 4. S s
5. g e B s M b k S
6.

b, g, m, s

Name _____ Listen and Learn: ABC Review 12



1. C c 2. E e
3. F f 4. W w
5. W c y F L f a
6.

c, f, l, w

Name _____ Listen and Learn: ABC Review 13



1. B b 2. H h
3. R r 4. T t
5. p T b n H r h v B R
6.

b, h, r, t

Name _____

Listen and Learn: Bb



1. B B B _____
2. b b b _____

3. E b B b g R s b B e B

4.      

Letter Bb Links:

MP3 File for Letter Bb:

<https://drive.google.com/file/d/0B3Uknb6leK7mMGJMQWxwSFI3YIE/view?usp=sharing>

PowerPoint Slide with Audio for Letter Bb:

<https://drive.google.com/file/d/0B3Uknb6leK7mX0tpNzRNcFRpQzA/view?usp=sharing>