

DIRECTIONS

In order to use these QR codes, you will need:

1. A device to scan the code, such as an old smartphone, iPod, or iPad
2. A QR Code Scanning app. A free app that I use is QR Code Reader & Barcode Scanner. However, there are several other free options to choose from in the App Store!
3. Wi/Fi

Then you're all set! Simply copy the page you need, put it next to your device, and let the students get to work! Your kids will need pencils and crayons to work through the activities.

The best part? Students will listen to me teach a lesson and learn by coloring certain objects based on specific phonics skills, as well as identify, write, and differentiate between those skills. I am a 20 year veteran teacher and it's like I'll be taking a small group in your class! ☺ My class loves these activities every year! I hope your class will, too!

Is Wi/Fi blocked or restricted at your school? HERE ARE OTHER OPTIONS!

① MP3 Files

All of the activities are also offered in an MP3 format. You can download the MP3 files DIRECTLY onto your devices or computer. No Wi/Fi is necessary! It will work the same way, except that students will not scan the QR code. Students will need to locate the activity you want them to do so you might want to only load that specific activity.

Is Wi/Fi blocked or restricted at your school? HERE ARE OTHER OPTIONS!

② PowerPoint Slides with Audio

All of the activities are also offered as PowerPoint slides with audio. These will work on any device or computer with Microsoft PowerPoint installed. Instead of the QR code, students will see a megaphone. Click on that and the audio will begin! Students will still need the printable to complete the activity.



PP Slides with
Audio

Skills


- * Phonemic Awareness
- * Beginning Digraphs
- * Ending Digraphs
- * Identifying Digraphs
- * Distinguishing Between Digraph Sounds
- * Writing Digraphs
- * Listening
- * Following Directions


Name _____ Listen and Learn: 







1. ch ch _____
 2. chin chill _____
 3.    
 4. She is a _____ild.

**beginning
ch**


Name _____ Listen and Learn: 




1. ch ch _____
 2. coach pinch bran _____
 3.    
 4. It's a tree bran _____.

**ending
ch**

Name _____ Listen and Learn: 



1. sh sh _____
 2. shop shade _____
 3.    
 4. Go in the _____.

**beginning
sh**

Name _____ Listen and Learn: 



1. sh sh _____
 2. cash fresh pol _____
 3.    
 4. It's in the tra _____.


**ending
sh**


Name _____ Listen and Learn: 









1. th th _____
 2. thin thorn thunder _____
 3.      
 4. We came in _____ird.

**beginning
th**


Name _____ Listen and Learn: 









3 + 3 = 6 2 + 4 = _____
 5 - 4 = 1

1. th th _____
 2. month north sloth _____
 3.      
 4. Sit in the boo _____.

**ending
th**

Name _____ Listen and Learn: 



1. wh wh _____
 2. whip white whis _____
 3.     
 4. Blow the _____istle.


**beginning
wh**


Name _____ Listen and Learn: 









1. ph ph _____
 2. phase phonics _____
 3.    
 4. Get the _____one.

**beginning
ph**

Name _____ Listen and Learn: 



1. ph ph _____
 2. trophy sphere typhoon _____
 3.      
 4. It's a round s _____ere.

**medial
ph**

Name _____ Listen and Learn: 





1. ch _____ sh _____ th _____
 2. chat shine shell chin _____
 3.   
 4. Eat the _____ese.




Name _____ Listen and Learn: 





1. sh _____ wh _____ th _____
 2. when shop whine _____
 3.     
 4. Put on the _____irt.




Name _____ Listen and Learn: 





1. ch _____ sh _____ th _____
 2. thin thief _____
 3.   
 4. He lost a _____t.



Name _____ Listen and Learn: 



1. ch _____ sh _____ th _____
 2. math itch cash _____
 3.   
 4. Let's have lun _____.


Name _____ Listen and Learn: 









1. ph _____ sh _____ th _____
 2. phone thick wish photo _____
 3.     
 4. We won a tro _____y.

Mixed Practice Review

Name _____ **Listen and Learn:** -an



1.						
2.	man	m				
3.	can	c				
4.	