

DIRECTIONS

In order to use these QR codes, you will need:

1. A device to scan the code, such as an old smartphone, iPod, iPad, or other tablet
2. A QR Code Scanning app. A free app that I use is QR Code Reader & Barcode Scanner. However, there are several free options to choose from in the App Store!
3. Wi/Fi

Then you're all set! Simply copy the page you need, put it next to your device, and let the students get to work! Your kids will need crayons and pencils to work through the activity.

The best part? Students will listen to me teach four sight words. We will spell each sight word, say the sight word in a variety of ways (rock star, robot, monster, scary, etc), and color the letters of each sight word. We will search and find the specific sight word, circling or underlining it. Last, we will read the sight words in sentences, trace each sight word, and write the word on our own. I am a 20 year veteran teacher and it's like I'll be taking a small group in your class! ☺ My class loves these activities every year! I hope your class will, too!

Is Wi/Fi blocked or restricted at your school? HERE ARE OTHER OPTIONS!


① MP3 Files

All of the activities are also offered in an MP3 format. You can download the MP3 files DIRECTLY onto your devices or computer. No Wi/Fi is necessary! It will work the same way, except that students will not scan the QR code. Students will need to locate the activity you want them to do so you might want to only load that specific activity. A link to the MP3 files is provided in the product on page 5.


Is Wi/Fi blocked or restricted at your school? HERE ARE OTHER OPTIONS!

② PowerPoint Slides with Audio

All of the activities are also offered as PowerPoint slides with audio. These will work on any device or computer with Microsoft PowerPoint installed. Instead of the QR code, students will see a megaphone. Click on that and the audio will begin! Students will still need the printable to complete the activity.

Name _____		Listen and Learn: First Grade I			
after	after an let after	by after stop had	as fly after ask	live of put his	
from	know them then may	from give from from	her from over how	old just walk from	
know	know fly some know	open know know walk	every ask stop were	an take know open	
take	some by every take	take take put had	round has take any	take just old take	

1. My pen is <u>from</u> home.	_____
2. I can go <u>after</u> recess.	_____
3. He will <u>take</u> it to her.	_____
4. I <u>know</u> how to do that!	_____



PP Slides with Audio

A link to the PowerPoint Slides with Audio is provided in the product on page 6.

Skills

* Sight Words

* Identification

* Automaticity


* Fluency

* Sight words in the
context of sentences

* Following Directions

Name _____

Listen and Learn:
First Grade 1




after	after an let after	by after stop had	as fly af as
from	know them then may	from give from from	her fro ove hoi
know	know fly some know	open know know walk	evi asi sta we
take	some by every take	take take put had	not has take ani

1. My pen is from home.
2. I can go after recess.
3. He will take it to her.
4. I know how to do that!

Name _____

Listen and Learn:
First Grade 3



an	him an may walk	just let over an	an again an some	of an put an
give	give once round give	any give ask put	give walk give let	fly how from live
let	let live her let	let think let as	thank him how an fly	has let know let
then	when then some over	then could then from	may how open then	then old just then

1. She will let me do it.
2. Here is an apple.
3. Please give this to her.
4. Finish it and then go.

Name _____

Listen and Learn:
First Grade 4



any	any over just any	after once any were	bi at ok sc
going	then thank going from	going going just of	ju or go le
live	live live may walk	could live how by	ev he lv at
think	take think could think	think round think over	th an we at

1. I think you are smart.
2. We are going soon.
3. Where do you live?
4. I do not have any more.

Name _____

Listen and Learn:
First Grade 5



ask	every has ask some	ask let give ask	of ask roun ask
had	had them could had	walk when had old	know had from had
may	after has may as	from may open how	an once may her
walk	walk by walk old	stop walk then round	from has walk of

1. We will walk to school.
2. You may go now.
3. Let's ask the teacher.
4. He had the game first.

Name _____

Listen and Learn:
First Grade 6



as	as stop some as	by how as from
him	him stop every again	him her let him
once	how her once has	once old walk once
thank	thank as walk know	fly thank give thank

1. I've seen it once before.
2. We need to thank her.
3. It belongs to him.
4. She is as nice as pie.

Name _____

Listen and Learn:
First Grade 7



by	after by of give	by were by stop	by over by from	just her fly from
has	has put every could	know could has take	going has has how	some just let has
open	open old of from	think open were open	his stop open put	any fly open how
were	think by just know	were every were could	him were live were	were over give how

1. The bird is by the tree.
2. The store is open now.
3. He has the book.
4. They were so funny!

Name _____

Listen and Learn:
First Grade 8



could	after could any let	could give could think
his	his put how every	round his know them
of	of how of could	walk had of know
stop	every let fly her	stop round walk stop

1. It is full of crayons.
2. Look at his dog.
3. We can stop the game.
4. I wish I could go!

Name _____

Listen and Learn:
First Grade 9



every	every round let every	after every some them
how	how by how old	again fly how open
over	an after know over	over put put them
when	when when had how	after once when just

1. We say it every day.
2. Jump over the puddle.
3. I know how to do it.
4. I'll go when you go.

Name _____

Listen and Learn:
First Grade 10



fly	again over fly an	could live onc fly
just	just any old him	ever just agai just
put	an has put round	put let sta put
round	round take just round	afte rou roun som

1. You are just the best.
2. I will put it away.
3. The bird can fly so high.
4. The orange is round.

Name _____

Listen and Learn:
First Grade 11



could	after could any let	could give could think	of could ask could	stop him put old
every	every round let every	after every some them	an from stop every	every give may ask
some	some once some by	could some going some	him ask let some	then some put live
were	think by just know	were every were could	him were live were	were over give how

1. I have some grapes.
2. They were nice to me.
3. He could not go.
4. I go there every day.

Name _____

Listen and Learn: Primer 2



am

into	am	am	want
am	brown	say	this
get	am	too	am
am	did	at	now

must

must	are	black	but
this	must	came	must
she	eat	must	who
must	white	must	they

good

all	four	good	will
into	good	was	be
pretty	went	good	that
good	are	on	good

there

there	there	please	no
what	say	there	with
ate	there	out	at
there	do	went	that

1. We must do our work.

2. He is a good dog.

3. I am happy today.

4. Put it over there.

Sight Word Primer 2

Activity Page Links:

MP3 File for the #2 page:

<https://drive.google.com/file/d/0B3Uknb6leK7mdkFGWkVCUHdSTjQ/view?usp=sharing>

PowerPoint Slide with
Audio for the #2 page:

<https://drive.google.com/file/d/0B3Uknb6leK7mS2k2Y3ZFTjA3VEE/view?usp=sharing>