

DIRECTIONS

In order to use these QR codes, you will need:

1. A device to scan the code, such as an old smartphone, iPod, iPad, or other tablet
2. A QR Code Scanning app. A free app that I use is QR Code Reader & Barcode Scanner. However, there are several free options to choose from in the App Store!
3. Wi/Fi

Then you're all set! Simply copy the page you need, put it next to your device, and let the students get to work! Your kids will need crayons and pencils to work through the activity.

The best part? Students will listen to me teach four sight words. We will spell each sight word, say the sight word in a variety of ways (rock star, robot, monster, scary, etc), and color the letters of each sight word. We will search and find the specific sight word, circling or underlining it. Last, we will read the sight words in sentences, trace each sight word, and write the word on our own. I am a 20 year veteran teacher and it's like I'll be taking a small group in your class! ☺ My class loves these activities every year! I hope your class will, too!

Is Wi/Fi blocked or restricted at your school? HERE ARE OTHER OPTIONS!

① MP3 Files

All of the activities are also offered in an MP3 format. You can download the MP3 files DIRECTLY onto your devices or computer. No Wi/Fi is necessary! It will work the same way, except that students will not scan the QR code. Students will need to locate the activity you want them to do so you might want to only load that specific activity. A link to the MP3 files is provided in the product on page 5.


Is Wi/Fi blocked or restricted at your school? HERE ARE OTHER OPTIONS!

② PowerPoint Slides with Audio

All of the activities are also offered as PowerPoint slides with audio. These will work on any device or computer with Microsoft PowerPoint installed. Instead of the QR code, students will see a megaphone. Click on that and the audio will begin! Students will still need the printable to complete the activity.

Name _____ Listen and Learn: Fry I				
the	the are all the	in they the was	the but each the	for the be you
of	she his one of	of not with of	do of by use	of had of of
and	and we and have	each and all are	and what be and	said and and of
a	a it in be	words a at a	your he a as	a is a an

1. Here is <u>the</u> pen.	_____
2. I like dogs <u>and</u> cats.	_____
3. It is a bag <u>of</u> books.	_____
4. This is <u>a</u> hat.	_____



**PP Slides with
Audio**

A link to the PowerPoint
Slides with Audio is
provided in the product on
page 6.

Skills

* Sight Words

* Identification


* Automaticity

* Fluency

* Sight words in the
context of sentences

* Following Directions


Name _____ Listen and Learn: Fry 1



the	
of	
and	
a	

1. Here is the pen.
 2. I like dogs and cats.
 3. It is a bag of books.
 4. This is a hat.


Name _____ Listen and Learn: Fry 3



that	that at the was
it	for it will they
he	he one with this
was	each were was do

1. Here it is!
 2. She was late.
 3. Please give that to me.
 4. Where is he?

Name _____ Listen and Learn: Fry 5



with	with at when his
his	his they that this
they	they they in by
I	and it an I

1. Can they go?
 2. My mom and I will shop.
 3. We like chips with dip.
 4. Do you have his book?


Name _____ Listen and Learn: Fry 6



at	at each in use
be	be with your
this	do all their this
have	have was on what

1. I want to be a doctor.
 2. She is at the library.
 3. I have a dog.
 4. We leave this Friday.

Name _____ Listen and Learn: Fry 7



from	that for be from
or	or and or at
one	one as in one
had	or by not had

1. Do I turn left or right?
 2. I have one ticket left.
 3. He had a cold.
 4. My book is from home.

Name _____ Listen and Learn: Fry 8



by	by when said an
words	the one words which
but	but how said but
not	by his not we

1. I sit by the door.
 2. It is not cold today.
 3. I can't go but I want to!
 4. Point to the words.

Name _____ Listen and Learn: Fry 9



what	what what are his
all	if how which all
were	said your were but
we	we to you he

1. I can eat all of it.
 2. They were going home.
 3. I hope we win!
 4. I don't know what it is.

Name _____ Listen and Learn: Fry 10



when	on when at by
your	said your was your
can	can are his can
said	from be said with

1. He said that I am nice.
 2. Here is your pencil.
 3. The dog can bark loud.
 4. I'll go when it's over.

Name _____ Listen and Learn: Fry 11



there	there there words what
use	use are his use
an	an she an there
each	or by were there

1. I've been there before.
 2. I have an apple today.
 3. You can use my pencil.
 4. We each get one piece.

Name _____ Listen and Learn: Fry 12



which	the which to is
she	she there use she
do	do was do in
how	said by your of

1. I think she is kind.
 2. We know how to do it.
 3. Which one do you like?
 4. We always do our work.

Name _____ Listen and Learn: Fry 13



their	they their you this
if	if words said if
when	when one when by
not	this by that from

1. Here is their house.
 2. I like it when you smile.
 3. It is not too cold.
 4. I can help if you need me.