

# DIRECTIONS

In order to use these QR codes, you will need:

1. A device to scan the code, such as an old smartphone, iPod, iPad, or other tablet
2. A QR Code Scanning app. A free app that I use is QR Code Reader & Barcode Scanner. However, there are several free options to choose from in the App Store!
3. Wi/Fi

Then you're all set! Simply copy the page you need, put it next to your device, and let the students get to work! Your kids will need crayons and pencils to work through the activity.

The best part? Students will listen to me teach four sight words. We will spell each sight word, say the sight word in a variety of ways (rock star, robot, monster, scary, etc), and color the letters of each sight word. We will search and find the specific sight word, circling or underlining it. Last, we will read the sight words in sentences, trace each sight word, and write the word on our own. I am a 20 year veteran teacher and it's like I'll be taking a small group in your class! ☺ My class loves these activities every year! I hope your class will, too!

# Is Wi/Fi blocked or restricted at your school? HERE ARE OTHER OPTIONS!


## ① MP3 Files

All of the activities are also offered in an MP3 format. You can download the MP3 files DIRECTLY onto your devices or computer. No Wi/Fi is necessary! It will work the same way, except that students will not scan the QR code. Students will need to locate the activity you want them to do so you might want to only load that specific activity

# Is Wi/Fi blocked or restricted at your school? HERE ARE OTHER OPTIONS!

## ② PowerPoint Slides with Audio

All of the activities are also offered as PowerPoint slides with audio. These will work on any device or computer with Microsoft PowerPoint installed. Instead of the QR code, students will see a megaphone. Click on that and the audio will begin! Students will still need the printable to complete the activity.

Name \_\_\_\_\_ Listen and Learn: Fry I 


the	the are all the	in they the was	the but each the	for the be you
of	she his one of	of not with of	do of by use	of had of of
and	and we and have	each and all are	and what be and	said and and of
a	a it in be	words a at a	your he a as	a is a an

1. Here is the pen. \_\_\_\_\_

2. I like dogs and cats. \_\_\_\_\_

3. It is a bag of books. \_\_\_\_\_

4. This is a hat. \_\_\_\_\_



**PP Slides with  
Audio**

# Skills

\* Sight Words

\* Identification

\* Automaticity


\* Fluency

\* Sight words in the  
context of sentences

\* Following Directions



Name \_\_\_\_\_ Listen and Learn: Fry 14




will	
up	
other	
about	

out	oul other out
many	many has man then
then	then out two then
so	so out see so

1. It is up in the tree.
2. I like the other one.
3. She will help you.
4. It is about a dog.

1. That is so funny!
2. She went out the door.
3. There are not many left.
4. Read it first, and then go.

Name \_\_\_\_\_ Listen and Learn: Fry 15




them	ther up ma the
some	som son two see
her	her oti like abo
would	woul go so wo

these	these him see these
make	make make about into
like	make him like about
him	him him has more

1. Give it to them.
2. I would like to go.
3. This is her book.
4. Let's have some more.

1. Do you like this book?
2. I can make it.
3. Who are these from?
4. This book is for him.

Name \_\_\_\_\_ Listen and Learn: Fry 16



into	into like out has
time	time see fine no
has	will has more way
look	look go fine him

them	into into two
see	no make time more
about	has look like has
into	into way see look

1. Is it time to go?
2. Do not look down!
3. Put it into your bag.
4. He has a pencil.

Name \_\_\_\_\_ Listen and Learn: Fry 19




two	two go way two
more	more him more down
write	write like write many
go	write about man go

two	two other out see
more	no ma my wa
write	tv wi th h
go	go lik wi go

1. You have more than me.
2. We will go now.
3. I have two sisters.
4. Let's write a story.

Name \_\_\_\_\_ Listen and Learn: Fry 20



see	see see man see
number	way him number number
way	way we like way
no	make no look many

see	up these out way
number	so numi into see
way	has way than info
no	like time no no

1. I have no more.
2. Which way do I go?
3. Let's go see a movie.
4. I know my number.

Name \_\_\_\_\_ Listen and Learn: Fry 21



could	could them see could
people	been him people people
my	my out my more
than	than out more like

could	will could been could
people	people way into two
my	these way time my
than	than time than been

1. Look at the people.
2. She could not go.
3. He is taller than me.
4. Here are my keys.

Name \_\_\_\_\_ Listen and Learn: Fry 22



first	first first her them
water	like water two water
been	all been way been
called	called called into like

first	two first like first
water	water who find get
been	been than been has
called	called way time called

1. The water is cold.
2. She called me.
3. He is in first grade.
4. I have been there.

Name \_\_\_\_\_ Listen and Learn: Fry 23




who	who like who than
oil	two will oil go
sit	sit day get sit
now	will other now now

who	go who who been
oil	oil oil time no
sit	them come like sit
now	now about more now

1. Let's go now.
2. Please sit down.
3. Who is he?
4. The cooking oil is hot.

Name \_\_\_\_\_ Listen and Learn: Fry 24




down	down get down sit
long	who his will long
find	find no my been
day	see could day way

down	go them who down
long	oil not long some
find	find find find go
day	day has could no

1. It is a long book.
2. Have a good day!
3. They went down the hill.
4. I will help you find it.

Name \_\_\_\_\_ Listen and Learn: Fry 25




did	did him up did
get	oul then get look
come	come like him could
made	two made long made

did	the did oth did
get	get get time get
come	corr out con get
made	mad par fin mad

1. We made lunch.
2. They can get more.
3. I did my homework.
4. She can come, too.

Name \_\_\_\_\_ Listen and Learn: Fry 26



may	may come like may
part	could down part than
write	will about write been
could	could long get could

may	into than may two
part	part long who get
write	write into write now
could	down now could way

1. I will eat that part.
2. Let's write a story.
3. You may go now.
4. He could not do it.