

DIRECTIONS

In order to use these QR codes, you will need:

1. A device to scan the code, such as an old smartphone, iPod, iPad, or other tablet
2. A QR Code Scanning app. A free app that I use is QR Code Reader & Barcode Scanner. However, there are several free options to choose from in the App Store!
3. Wi/Fi

Then you're all set! Simply copy the page you need, put it next to your device, and let the students get to work! Your kids will need crayons and pencils to work through the activity.

The best part? Students will listen to me teach four sight words. We will spell each sight word, say the sight word in a variety of ways (rock star, robot, monster, scary, etc), and color the letters of each sight word. We will search and find the specific sight word, circling or underlining it. Last, we will read the sight words in sentences, trace each sight word, and write the word on our own. I am a 20 year veteran teacher and it's like I'll be taking a small group in your class! ☺ My class loves these activities every year! I hope your class will, too!

Is Wi/Fi blocked or restricted at your school? HERE ARE OTHER OPTIONS!


① MP3 Files

All of the activities are also offered in an MP3 format. You can download the MP3 files DIRECTLY onto your devices or computer. No Wi/Fi is necessary! It will work the same way, except that students will not scan the QR code. Students will need to locate the activity you want them to do so you might want to only load that specific activity. A link to the MP3 files is provided in the product on page 5.

Is Wi/Fi blocked or restricted at your school? HERE ARE OTHER OPTIONS!

② PowerPoint Slides with Audio

All of the activities are also offered as PowerPoint slides with audio. These will work on any device or computer with Microsoft PowerPoint installed. Instead of the QR code, students will see a megaphone. Click on that and the audio will begin! Students will still need the printable to complete the activity.

Name _____		Listen and Learn: Pre-Primer I			
@	not find a help	one a blue a	red see can the	a go for a	
make	make one run you	come play make it	a make we jump	down me to make	
look	look here come not	up you look look	we look for my	little red look me	
and	a funny where and	away and find three	big play and down	and in look is	

1. I can <u>make</u> a cake.	_____
2. I like cookies <u>and</u> milk.	_____
3. I see <u>a</u> dog and <u>a</u> cat.	_____
4. I will <u>look</u> now.	_____

PP Slides with Audio

A link to the PowerPoint Slides with Audio is provided in the product on page 6.

Skills

* Sight Words

* Identification

* Automaticity

* Fluency


* Sight words in the
context of sentences

* Following Directions

Name _____ Listen and Learn: Pre-Primer 1 


a	not find a help
make	make one run you
look	look here come not
and	a funny where and

- I can make a cake.
- I like cookies and milk.
- I see a dog and a cat.
- I will look now.

Name _____ Listen and Learn: Pre-Primer 2 


big	big here to jump
away	make the away go
me	me play me my
not	big three not where

- He is a big dog.
- She will not go with you.
- Please give it to me.
- Put your pencil away.

Name _____ Listen and Learn: Pre-Primer 3 


my	big help my two
can	can in big can
blue	is blue where blue
play	a play red play

- Let's go play outside.
- Here is a blue crayon.
- Here is my pencil.
- She can ride a bike.

Name _____ Listen and Learn: Pre-Primer 5 

find	find little find see	and find for find	play help down can	run we find away
run	here run down where	run yellow not run	run big run for	is one the run
said	three said said a	jump find funny said	said up go me	look said little said
go	help make in you	blue go go find	the it go go	go big my go

- We have to go now.
- Let's run to school.
- I will find your keys.
- He said it very loud.

Name _____ Listen and Learn: Pre-Primer 4 


come	and you come jump
one	me one red one
down	down help down I
red	three red red and

- She will come.
- It is a red.
- It went down.
- He has one.

Name _____ Listen and Learn: Pre-Primer 6 


it	and it blue for
where	where red where where
little	yellow not me little

- I have a gift for you.
- Here is the book.
- We can see your house.
- I can help your sister.


Name _____ Listen and Learn: Pre-Primer 9 

is	and three is one
we	we play we yellow
jump	jump play two jump
yellow	three yellow yellow blue

- That is a funny joke.
- She has three pencils.
- Let's go to the store.
- Come here quickly.


Name _____ Listen and Learn: Pre-Primer 8 

I	and three I my	I down funny I	blue I here in	can come the I
two	up make jump the	two one two go	two me look two	it two said two
up	can away up in	up play make up	blue up is up	up not three jump

Name _____ Listen and Learn: Pre-Primer 7 


for	away for look you	for jump for little	make here see for	the is for run
see	see and said three	me where see for	come see in blue	see up red see
help	help me down help	help one can help	a help big go	look play help find
the	away down the said	yellow come run the	the up the not	my the up to

- That is a funny joke.
- She has three pencils.
- Let's go to the store.
- Come here quickly.

Name _____ Listen and Learn: Pre-Primer 6 

for	away for look you	for jump for little	make here see for	the is for run
see	see and said three	me where see for	come see in blue	see up red see
help	help me down help	help one can help	a help big go	look play help find
the	away down the said	yellow come run the	the up the not	my the up to

- I have a gift for you.
- Here is the book.
- We can see your house.
- I can help your sister.

Name _____ Listen and Learn: Pre-Primer 7 

funny	look funny can funny	can and funny help	funny my in funny	me we find to
three	three big three see	blue where a three	for three three jump	it big and my
here	where and down here	here play here help	look here you to	here to jump the
to	here to make one	to three to not	to jump find to	it we said to

- That is a funny joke.
- She has three pencils.
- Let's go to the store.
- Come here quickly.

Name _____ Listen and Learn: Pre-Primer 8 

big	run one here down
in	in funny in
make	make in in

- That is a funny joke.
- She has three pencils.
- Let's go to the store.
- Come here quickly.