

DIRECTIONS

In order to use these QR codes, you will need:

1. A device to scan the code, such as an old smartphone, iPod, iPad, or other tablet
2. A QR Code Scanning app. A free app that I use is QR Code Reader & Barcode Scanner. However, there are several free options to choose from in the App Store!
3. Wi/Fi

Then you're all set! Simply copy the page you need, put it next to your device, and let the students get to work! Your kids will need crayons and pencils to work through the activity.

The best part? Students will listen to me teach four sight words. We will spell each sight word, say the sight word in a variety of ways (rock star, robot, monster, scary, etc), and color the letters of each sight word. We will search and find the specific sight word, circling or underlining it. Last, we will read the sight words in sentences, trace each sight word, and write the word on our own. I am a 20 year veteran teacher and it's like I'll be taking a small group in your class! ☺ My class loves these activities every year! I hope your class will, too!

Is Wi/Fi blocked or restricted at your school? HERE ARE OTHER OPTIONS!

① MP3 Files

All of the activities are also offered in an MP3 format. You can download the MP3 files DIRECTLY onto your devices or computer. No Wi/Fi is necessary! It will work the same way, except that students will not scan the QR code. Students will need to locate the activity you want them to do so you might want to only load that specific activity. A link to the MP3 files is provided in the product on page 5.

Is Wi/Fi blocked or restricted at your school? HERE ARE OTHER OPTIONS!

② PowerPoint Slides with Audio

All of the activities are also offered as PowerPoint slides with audio. These will work on any device or computer with Microsoft PowerPoint installed. Instead of the QR code, students will see a megaphone. Click on that and the audio will begin! Students will still need the printable to complete the activity.

Name _____				
Listen and Learn: Primer 2				
am	into am get am	am brown am did	am say too at	want this am now
must	must this she must	are must eat white	black came must must	but who they
good	all into pretty good	four good went are	good was good on	will be that good
there	there what ate there	there say there do	please there out went	no with at that

1. We <u>must</u> do our work.	_____
2. He is a <u>good</u> dog.	_____
3. I <u>am</u> happy today.	_____
4. Put it over <u>there</u> .	_____



**PP Slides with
Audio**

A link to the PowerPoint
Slides with Audio is
provided in the product on
page 6.

Skills

* Sight Words

* Identification

* Automaticity

* Fluency

* Sight words in the
context of sentences

* Following Directions

Name _____ Listen and Learn: **Primer 1**



all	all at a all	too all all came
into	but into ran into	into our ride be
like	like must say did	do like new like
that	ate no white that	that yes that are

1. We can all go.
2. I like my school.
3. Put it into the desk.
4. She has that tool.


Name _____ Listen and Learn: **Primer 2**



am	into am get am	am brown am did	am say too at
must	must this she must	are must eat white	black can must mus
good	all into pretty good	four good want are	good was good on
there	there what ate there	there say there do	pleat ther out wen

1. We must do our work.
2. He is a good dog.
3. I am happy today.
4. Put it over there.

Name _____ Listen and Learn: **Primer 3**



are	one came eat out	one well eat out
get	all am get get	all am get get
new	that like new did	that like new did
they	they well ther was	they well ther was

1. Can they come, too?
2. Let's get our pencils.
3. We are ready to go.
4. I have a new book.

Name _____ Listen and Learn: **Primer 4**



at	say now at our	at ride be at	at at use at
four	four all but four	into four good white	fox like four ou
no	pretty into eat must	no saw no no	so, no she ou
this	please came this say	with this there this	wa are now thi

1. I see four stars.
2. Give this to your mom.
3. The principal said no.
4. She is at the store.

Name _____ Listen and Learn: **Primer 5**



ate	ate did black ate	all ate good	that be who ate	ran ate will say
do	but there do ride	like our eat do	do that do four	am do saw came
now	now pretty black now	are am now get	our now now must	black now they ran
too	pretty are was too	too want too who	out too on too	there too she out

1. The bus is leaving now.
2. We will do it later.
3. This costs too much.
4. She ate her lunch.

Name _____ Listen and Learn: **Primer 6**



be	what are brown be	be into be no	yes be want am	did eat the be
eat	eat white now eat	came say eat who	eat was at well	do eat ran eat
on	please want that this	on good ran what	am on came on	on new on yes
under	under they under same	be under all did	saw ate no under	then be was she

1. It is time to eat lunch.
2. It is under the desk.
3. Always be kind.
4. Let's go on the ride.


Name _____ Listen and Learn: **Primer 7**



black	went ate black black	black good on black	say black what that	do be be out
did	our please ride did	did ran saw ate	when did di will	did but di like
our	our ate this with	all too our white	that our four new	eat our say our
want	under want there but	want black like well	get was must want	who saw did was

1. Here is our house.
2. I want to go with you.
3. Look at the black cat.
4. He did his best.

Name _____ Listen and Learn: **Primer 8**



brown	brown yes too who	be brown new brown	bray are brown was
came	out came into this	came ride came like	came saw there get
out	good out out who	no are but out	that out new out
was	please into was was	was ride ran well	all was did well

1. She was very late.
2. Let's go out the door.
3. I see a brown dog.
4. He came right over.

Name _____ Listen and Learn: **Primer 9**



but	pretty but on but	at be but yes	there must well but	but ran but like
please	please did into please	all do please eat	that yes at want	yes at want good
she	into she there into	four get good she	she say now she	she now she with
well	black under well went	ate pretty well did	well that white well	that well new be

1. May I please have it?
2. I do not feel well.
3. I can't go but he can.
4. She is my friend.

Name _____ Listen and Learn: **Primer 10**



pretty	pretty into pretty	are pretty too pretty	they now pretty good	get what say four
say	while will say brown	say on under say	came say went like	yes say with say
with	with was with now	all that must with	into but say what	with do yes with
yes	be four out yes	yes get yes good	yes here this	ate ride our yes

1. Let's say the pledge.
2. I will go with you.
3. Flowers are pretty.
4. My mom said yes!


Name _____ Listen and Learn: **Primer 11**



have	like into have be	good have saw soon	this out please have
so	so black so white	who so eat so	he was must good
ran	came all ride ran	ran this ran want	our ran have four
went	went ate like eat	say was went have	get went they went

1. We have to go now.
2. He can faster than me.
3. I am so happy.
4. They went to the park.


Name _____ Listen and Learn: **Primer 12**



he	pretty she he so	he please are he	good he ride this
ride	ride will out ride	yes ran ride eat	with ride was like
what	what saw be now	eat did what what	who what with all
will	that must will she	will say white	be black black will

1. Where did he go?
2. They will help you.
3. Let's go ride our bike.
4. What are you doing?

Name _____ Listen and Learn: **Primer 13**



saw	pretty saw have saw	saw was ran white	saw now well saw	get eat saw four
soon	brown will into brown	soon on under soon	ride that like soon	yes say soon who
white	white was be white	all that white eat	good white our white	with yes came
who	am no be who	who get who under	must who ride our	who ride our who

1. We have to go soon.
2. Who is that man?
3. I saw you at the party.
4. I see a white cloud.

Name _____

Listen and Learn: Primer 2



am

into	am	am	want
am	brown	say	this
get	am	too	am
am	did	at	now

must

must	are	black	but
this	must	came	must
she	eat	must	who
must	white	must	they

good

all	four	good	will
into	good	was	be
pretty	went	good	that
good	are	on	good

there

there	there	please	no
what	say	there	with
ate	there	out	at
there	do	went	that

1. We must do our work.
2. He is a good dog.
3. I am happy today.
4. Put it over there.

Sight Word Primer 2

Activity Page Links:

MP3 File for the #2 page:

<https://drive.google.com/file/d/0B3Uknb6leK7mdkFGWkVCUHdSTjQ/view?usp=sharing>

PowerPoint Slide with
Audio for the #2 page:

<https://drive.google.com/file/d/0B3Uknb6leK7mS2k2Y3ZFTjA3VEE/view?usp=sharing>