

DIRECTIONS

In order to use these QR codes, you will need:

1. A device to scan the code, such as an old smartphone, iPod, or iPad
2. A QR Code Scanning app. A free app that I use is QR Code Reader & Barcode Scanner. However, there are several other free options to choose from in the App Store!
3. Wi/Fi

Then you're all set! Simply copy the page you need, put it next to your device, and let the students get to work! Your kids will need pencils and crayons to work through the activities.

The best part? Students will listen to me teach a lesson and learn by coloring certain objects based on specific phonics skills, as well as identify, write, and differentiate between those skills. I am a 20 year veteran teacher and it's like I'll be taking a small group in your class! ☺ My class loves these activities every year! I hope your class will, too!

Is Wi/Fi blocked or restricted at your school? HERE ARE OTHER OPTIONS!

① MP3 Files

All of the activities are also offered in an MP3 format. You can download the MP3 files DIRECTLY onto your devices or computer. No Wi/Fi is necessary! It will work the same way, except that students will not scan the QR code. Students will need to locate the activity you want them to do so you might want to only load that specific activity.

Is Wi/Fi blocked or restricted at your school? HERE ARE OTHER OPTIONS!

② PowerPoint Slides with Audio


All of the activities are also offered as PowerPoint slides with audio. These will work on any device or computer with Microsoft PowerPoint installed. Instead of the QR code, students will see a megaphone. Click on that and the audio will begin! Students will still need the printable to complete the activity.






PP Slides with
Audio

Skills

- * Phonemic Awareness
- * R Controlled Vowels
- * Segmenting Sounds
- * Blending Sounds
- * Identifying R Controlled Vowel Sounds
- * Writing R Controlled Vowels
- * Listening
- * Following Directions



Name: _____ Listen and Learn: 



1.    _____

2. card c d _____

3. smart sm t _____

4.  _____ 5.  _____

-ar

Name: _____ Listen and Learn: 



1.    _____

2. part p t _____

3. dark d k _____

4.  _____ 5.  _____

-ar

Name: _____ Listen and Learn: 



1.    _____

2. clerk cl k _____

3. tiger tig _____

4.  _____ 5.  _____

-er

Name: _____ Listen and Learn: 



1.    _____

2. fern fn _____

3. under und _____

4.  _____ 5.  _____

-er

Name: _____ Listen and Learn: 



1.    _____

2. girl g l _____

3. dirt d t _____

4.  _____ 5.  _____

-ir

Name: _____ Listen and Learn: 



1.    _____

2. bird b d _____

3. stir st _____

4.  _____ 5.  _____

-ir

Name: _____ Listen and Learn: 



1.    _____

2. corn c n _____

3. fork f k _____

4.  _____ 5.  _____

-or

Name: _____ Listen and Learn: 



1.    _____

2. born b n _____

3. storm st m _____

4.  _____ 5.  _____

-or

Name: _____ Listen and Learn: 



1.    _____

2. burn b n _____

3. fur f _____

4.  _____ 5.  _____

-ur

Name: _____ Listen and Learn: 



1.    _____

2. surf s f _____

3. burst b st _____

4.  _____ 5.  _____

-ur

Name: _____ Listen and Learn: 



1.    _____

2. car c _____

3. turn t n _____

4.  _____ 5.  _____

**-ar, -or, -ur
Review**

Name: _____ Listen and Learn: 



1.    _____

2. herd h d _____

3. barn b n _____

4.  _____ 5.  _____

**-ar, -er, -or
Review**

Name: _____ Listen and Learn: 



1.    _____


2. park p k _____







3. torn t n _____

4.  _____ 5.  _____

**-ar, -or, -ur
Review**

Name _____ **Listen and Learn:** -an



1.						
2.	man	m				
3.	can	c				
4.	