

DIRECTIONS

In order to use these QR codes, you will need:

1. A device to scan the code, such as an old smartphone, iPod, iPad, or other tablet
2. A QR Code Scanning app. A free app that I use is QR Code Reader & Barcode Scanner. However, there are several free options to choose from in the App Store!
3. Wi/Fi

Then you're all set! Simply copy the page you need (for example, the ABC Review 1 printable), put it next to your device, and let the students get to work! Your kids will need crayons and pencils to work through the activity.

The best part? Students will listen and follow directions by coloring each picture according to what I say. We will discuss the picture "clue" and search for words with blends in the context of the sentence. Students will listen to me segment and blend those words and then they will "bubble" the matching word(s). Last, we will read and re-read (several times) each sentence for fluency, as well as work on expression! I am a 20 year veteran teacher and it's like I'll be taking a small group in your class! 😊 My class loves these activities every year! I hope your class will, too!

Is Wi/Fi blocked or restricted at your school? HERE ARE OTHER OPTIONS!





① MP3 Files

All of the activities are also offered in an MP3 format. You can download the MP3 files DIRECTLY onto your devices or computer. No Wi/Fi is necessary! It will work the same way, except that students will not scan the QR code. Students will need to locate the activity you want them to do so you might want to only load that specific activity.


Is Wi/Fi blocked or restricted at your school? HERE ARE OTHER OPTIONS!

② PowerPoint Slides with Audio

All of the activities are also offered as PowerPoint slides with audio. These will work on any device or computer with Microsoft PowerPoint installed. Instead of the QR code, students will see a megaphone. Click on that and the audio will begin! Students will still need the printable to complete the activity.

Listen and Learn: Reading Fluency L Blends c1	
1 The blimp is in the sky. ○ ○ ○ ○ ○ ○	
2 Can you see the clock? ○ ○ ○ ○ ○ ○	
3 We can get on the sled. ○ ○ ○ ○ ○ ○	
4 I am glad I have a glass. ○ ○ ○ ○ ○ ○ ○ ○	
5 The flag is by the flower. ○ ○ ○ ○ ○ ○	
6 Do not play with the plug! ○ ○ ○ ○ ○ ○	

**PP Slides
with Audio**



Skills

* Words with Blends

* Blending

* Segmenting

* Reading Fluency

* Reading Expression

* Following Directions

Listen and Learn:
Reading Fluency
L Blends #1

Name _____

1 The blimp is in the sky.
○ ○ ○ ○ ○ ○

2 Can you see the clock?
○ ○ ○ ○ ○ ○

3 We can get on the sled.
○ ○ ○ ○ ○ ○

4 I am glad I have a glass.
○ ○ ○ ○ ○ ○

5 The flag is by the flower.
○ ○ ○ ○ ○ ○

6 Do not play with the plug!
○ ○ ○ ○ ○ ○








L Blends

Listen and Learn:
Reading Fluency
L Blends #2

Name _____

1 I slid on my slipper.
○ ○ ○ ○ ○ ○







2 Let's clap for Cliff!
○ ○ ○ ○ ○ ○

3 Do you like the plant?
○ ○ ○ ○ ○ ○

4 That is a glob of glue.
○ ○ ○ ○ ○ ○

5 The blender is blue.
○ ○ ○ ○ ○ ○

6 The floss is flat.
○ ○ ○ ○ ○ ○

L Blends

Listen and Learn:
Reading Fluency
L Blends #3

Name _____

1 Do you have a plum?
○ ○ ○ ○ ○ ○







2 This clip was in my class.
○ ○ ○ ○ ○ ○

3 He will flip it.
○ ○ ○ ○ ○ ○

4 I can only find one glove.
○ ○ ○ ○ ○ ○

5 The blanket is black.
○ ○ ○ ○ ○ ○

6 Do not slam the door!
○ ○ ○ ○ ○ ○

L Blends

Listen and Learn:
Reading Fluency
R Blends #1

Name _____

1 Look at the crack!
○ ○ ○ ○ ○ ○






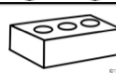
2 The frog can jump.
○ ○ ○ ○ ○ ○

3 Do not drop the drum.
○ ○ ○ ○ ○ ○

4 We can print it now!
○ ○ ○ ○ ○ ○

5 Can you find the truck?
○ ○ ○ ○ ○ ○

6 The brick is red.
○ ○ ○ ○ ○ ○

R Blends

Listen and Learn:
Reading Fluency
R Blends #2

Name _____

1 This is a big crab!
○ ○ ○ ○ ○ ○







2 Will he do a trick?
○ ○ ○ ○ ○ ○

3 The grass is green.
○ ○ ○ ○ ○ ○

4 Fred has freckles.
○ ○ ○ ○ ○ ○

5 She has a new dress.
○ ○ ○ ○ ○ ○

6 I got a present for you!
○ ○ ○ ○ ○ ○

R Blends

Listen and Learn:
Reading Fluency
R Blends #3

Name _____

1 Can I see the drill?
○ ○ ○ ○ ○ ○







2 Brad will not brag.
○ ○ ○ ○ ○ ○

3 Do you eat the crust?
○ ○ ○ ○ ○ ○

4 What is in the trunk?
○ ○ ○ ○ ○ ○

5 Gretel has a big grin!
○ ○ ○ ○ ○ ○

6 He is a prince.
○ ○ ○ ○ ○ ○

R Blends

Listen and Learn:
Reading Fluency
S Blends #1

Name _____

1 She can skip fast!
○ ○ ○ ○ ○ ○







2 Do you want a snack?
○ ○ ○ ○ ○ ○

3 Here is a stem.
○ ○ ○ ○ ○ ○

4 The spill is little.
○ ○ ○ ○ ○ ○

5 They will smell good!
○ ○ ○ ○ ○ ○

6 He went for a swim.
○ ○ ○ ○ ○ ○

S Blends

Listen and Learn:
Reading Fluency
S Blends #2

Name _____

1 You have to stop now.
○ ○ ○ ○ ○ ○







2 It has a big spot!
○ ○ ○ ○ ○ ○

3 I do not like the skunk.
○ ○ ○ ○ ○ ○

4 Can you snap?
○ ○ ○ ○ ○ ○

5 He has a scab.
○ ○ ○ ○ ○ ○

6 The swing is fun!
○ ○ ○ ○ ○ ○

S Blends

Listen and Learn:
Reading Fluency
S Blends #3

Name _____

1 The top will spin.
○ ○ ○ ○ ○ ○







2 It will sting you!
○ ○ ○ ○ ○ ○

3 The swan is pretty.
○ ○ ○ ○ ○ ○

4 I like the small one.
○ ○ ○ ○ ○ ○

5 Where is the snail?
○ ○ ○ ○ ○ ○

6 He has a scarf.
○ ○ ○ ○ ○ ○

S Blends

Listen and Learn:
Reading Fluency
Blends Review 1

Name _____

1 The frog is in the grass.
○ ○ ○ ○ ○ ○





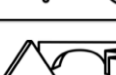

2 The plant has a stem.
○ ○ ○ ○ ○ ○

3 He will smell the flower.
○ ○ ○ ○ ○ ○

4 The drip will not stop.
○ ○ ○ ○ ○ ○

5 Skip over the blocks.
○ ○ ○ ○ ○ ○

6 The dress has a spot.
○ ○ ○ ○ ○ ○

Mixed Review

Listen and Learn:
Reading Fluency
Blends Review 2

Name _____

1 Do you like the green tree?
○ ○ ○ ○ ○ ○







2 Let's skip in the grass!
○ ○ ○ ○ ○ ○

3 Stan is my friend.
○ ○ ○ ○ ○ ○

4 Brush and floss every day!
○ ○ ○ ○ ○ ○

5 The prince had a crown.
○ ○ ○ ○ ○ ○

6 The glasses are brown.
○ ○ ○ ○ ○ ○

Mixed Review

Listen and Learn:
Reading Fluency
Blends Review 3

Name _____

1 The snail is so slow!
○ ○ ○ ○ ○ ○







2 The clock is black.
○ ○ ○ ○ ○ ○

3 Drink it from the glass.
○ ○ ○ ○ ○ ○

4 Flip the food on the grill.
○ ○ ○ ○ ○ ○

5 Did Britt go on the sled?
○ ○ ○ ○ ○ ○

6 He will play with the truck.
○ ○ ○ ○ ○ ○

Mixed Review