

DIRECTIONS

In order to use these QR codes, you will need:

1. A device to scan the code, such as an old smartphone, iPod, iPad, or other tablet
2. A QR Code Scanning app. A free app that I use is QR Code Reader & Barcode Scanner. However, there are several free options to choose from in the App Store!
3. Wi/Fi

Then you're all set! Simply copy the page you need (for example, the ABC Review 1 printable), put it next to your device, and let the students get to work! Your kids will need crayons and pencils to work through the activity.

The best part? Students will listen and follow directions by coloring each picture according to what I say. We will discuss the picture "clue" and search for those CVC words in the context of the sentence. Students will listen to me segment and blend those CVC words and then they will "bubble" the matching word(s). Last, we will read and re-read (several times) each sentence for fluency, as well as work on expression! I am a 20 year veteran teacher and it's like I'll be taking a small group in your class! 😊 My class loves these activities every year! I hope your class will, too!

Is Wi/Fi blocked or restricted at your school? HERE ARE OTHER OPTIONS!








① MP3 Files

All of the activities are also offered in an MP3 format. You can download the MP3 files DIRECTLY onto your devices or computer. No Wi/Fi is necessary! It will work the same way, except that students will not scan the QR code. Students will need to locate the activity you want them to do so you might want to only load that specific activity. A link to the MP3 files is provided in the product on page 5.

Is Wi/Fi blocked or restricted at your school? HERE ARE OTHER OPTIONS!

② PowerPoint Slides with Audio

All of the activities are also offered as PowerPoint slides with audio. These will work on any device or computer with Microsoft PowerPoint installed. Instead of the QR code, students will see a megaphone. Click on that and the audio will begin! Students will still need the printable to complete the activity.

Listen and Learn: Reading Fluency Short a #1		
1	The cat sat on the mat. ○ ○ ○ ○ ○ ○ ○	
2	Do you like the hat? ○ ○ ○ ○ ○	
3	He has a bat. ○ ○ ○ ○	
4	A can is by the bag. ○ ○ ○ ○ ○ ○ ○	
5	Can I have jam with ham? ○ ○ ○ ○ ○ ○ ○	
6	Sam is very mad! ○ ○ ○ ○ ○	

**PP Slides with
Audio**

A link to the PP Slides with Audio is provided in the product on page 6.

Skills

* CVC Words

* Blending

* Segmenting

* Reading Fluency

* Reading Expression

* Following Directions

Listen and Learn:
Reading Fluency
Short a #1

Name _____

1 The cat sat on the mat.
○ ○ ○ ○ ○ ○ ○

2 Do you like the hat?
○ ○ ○ ○ ○ ○ ○

3 He has a bat.
○ ○ ○ ○ ○ ○ ○

4 A can is by the bag.
○ ○ ○ ○ ○ ○ ○

5 Can I have jam with ham?
○ ○ ○ ○ ○ ○ ○

6 Sam is very mad!
○ ○ ○ ○ ○ ○ ○

Short a

Listen and Learn:
Reading Fluency
Short a #2

Name _____

1 Where is my cap?
○ ○ ○ ○ ○ ○ ○

2 A rat is on the mat.
○ ○ ○ ○ ○ ○ ○

3 Look at the map.
○ ○ ○ ○ ○ ○ ○

4 The man has a van.
○ ○ ○ ○ ○ ○ ○

5 Pam has a gap!
○ ○ ○ ○ ○ ○ ○

6 Do I have to nap?
○ ○ ○ ○ ○ ○ ○

Short a

Listen and Learn:
Reading Fluency
Short e #1

Name _____

1 The web is little.
○ ○ ○ ○ ○ ○ ○

2 I see my bed.
○ ○ ○ ○ ○ ○ ○

3 The net is red.
○ ○ ○ ○ ○ ○ ○

4 Do you see the hen?
○ ○ ○ ○ ○ ○ ○

5 It is very wet!
○ ○ ○ ○ ○ ○ ○

6 Can I have the pen?
○ ○ ○ ○ ○ ○ ○

Short e

Listen and Learn:
Reading Fluency
Short e #2

Name _____

1 Will we go to the vet?
○ ○ ○ ○ ○ ○ ○

2 She fed her pet.
○ ○ ○ ○ ○ ○ ○

3 The men have to go.
○ ○ ○ ○ ○ ○ ○

4 Look at the jet!
○ ○ ○ ○ ○ ○ ○

5 Ben is ten now.
○ ○ ○ ○ ○ ○ ○

6 Do not beg, Ted!
○ ○ ○ ○ ○ ○ ○

Short e

Listen and Learn:
Reading Fluency
Short i #1

Name _____

1 Now you will sit down.
○ ○ ○ ○ ○ ○ ○

2 Do you see the big pig?
○ ○ ○ ○ ○ ○ ○

3 Give me the pin!
○ ○ ○ ○ ○ ○ ○

4 Is the lid on it?
○ ○ ○ ○ ○ ○ ○

5 Do you like the dip?
○ ○ ○ ○ ○ ○ ○

6 He can dig and dig.
○ ○ ○ ○ ○ ○ ○

Short i

Listen and Learn:
Reading Fluency
Short i #2

Name _____

1 The bib is little.
○ ○ ○ ○ ○ ○ ○

2 Do you have a wig?
○ ○ ○ ○ ○ ○ ○

3 It is a tin can.
○ ○ ○ ○ ○ ○ ○

4 Where is the kit?
○ ○ ○ ○ ○ ○ ○

5 This kid can win!
○ ○ ○ ○ ○ ○ ○

6 She can zip it up.
○ ○ ○ ○ ○ ○ ○

Short i

Listen and Learn:
Reading Fluency
Short o #1

Name _____

1 It can hop and hop.
○ ○ ○ ○ ○ ○ ○

2 Who is on the log?
○ ○ ○ ○ ○ ○ ○

3 The pot is hot!
○ ○ ○ ○ ○ ○ ○

4 The dog is little.
○ ○ ○ ○ ○ ○ ○

5 Here is a cop!
○ ○ ○ ○ ○ ○ ○

6 This cot has a dot.
○ ○ ○ ○ ○ ○ ○

Short o

Listen and Learn:
Reading Fluency
Short o #2

Name _____

1 The top is not down.
○ ○ ○ ○ ○ ○ ○

2 Is this a hog?
○ ○ ○ ○ ○ ○ ○

3 Rob has the mop.
○ ○ ○ ○ ○ ○ ○

4 Why did she sob?
○ ○ ○ ○ ○ ○ ○

5 Put the dot on top.
○ ○ ○ ○ ○ ○ ○

6 Do not let it pop!
○ ○ ○ ○ ○ ○ ○

Short o

Listen and Learn:
Reading Fluency
Short u #1

Name _____

1 Look at the tub.
○ ○ ○ ○ ○ ○ ○

2 A pup is on the rug.
○ ○ ○ ○ ○ ○ ○

3 The mud is on Bud!
○ ○ ○ ○ ○ ○ ○

4 Do you have a cup?
○ ○ ○ ○ ○ ○ ○

5 He will run and run.
○ ○ ○ ○ ○ ○ ○

6 Is the nut for me?
○ ○ ○ ○ ○ ○ ○

Short u

Listen and Learn:
Reading Fluency
Short u #2

Name _____

1 We can cut it.
○ ○ ○ ○ ○ ○ ○

2 Do you like the gum?
○ ○ ○ ○ ○ ○ ○

3 This mug is for you.
○ ○ ○ ○ ○ ○ ○

4 Do you see the sun?
○ ○ ○ ○ ○ ○ ○

5 She can hum a lot!
○ ○ ○ ○ ○ ○ ○

6 I want to eat this bun.
○ ○ ○ ○ ○ ○ ○

Short u

Listen and Learn:
Reading Fluency
Review #1

Name _____

1 The sun is hot.
○ ○ ○ ○ ○ ○ ○

2 Is it a fat hog?
○ ○ ○ ○ ○ ○ ○

3 Look at the pup wag!
○ ○ ○ ○ ○ ○ ○

4 Tim has a big hat.
○ ○ ○ ○ ○ ○ ○

5 Do not eat the pit!
○ ○ ○ ○ ○ ○ ○

6 A cat is by the hut.
○ ○ ○ ○ ○ ○ ○

Mixed Review

Listen and Learn:
Reading Fluency
Review #2

Name _____

1 My hat is on the bed.
○ ○ ○ ○ ○ ○ ○

2 It is too big for Pam!
○ ○ ○ ○ ○ ○ ○

3 The cot has a bug on it.
○ ○ ○ ○ ○ ○ ○

4 Here is a pad and pen.
○ ○ ○ ○ ○ ○ ○

5 Is it a red bus?
○ ○ ○ ○ ○ ○ ○

6 It is a job for Kim.
○ ○ ○ ○ ○ ○ ○

Mixed Review