

DIRECTIONS

In order to use these QR codes, you will need:

1. A device to scan the code, such as an old smartphone, iPod, iPad, or other tablet
2. A QR Code Scanning app. A free app that I use is QR Code Reader & Barcode Scanner. However, there are several free options to choose from in the App Store!
3. Wi/Fi

Then you're all set! Simply copy the page you need (for example, the -ap word family page), put it next to your device, and let the students get to work! Your kids will need crayons and pencils to work through the activity.

The best part? Students will listen to me teach a lesson, and learn by coloring certain objects based on a specific word family. We will also work on phonemic awareness, segmenting sounds, blending sounds, identifying the word family, and writing CVC words to match pictures! I am a 20 year veteran teacher and it's like I'll be taking a small group in your class! 😊 My class loves these activities every year! I hope your class will too!

Is Wi/Fi blocked or restricted at your school? HERE ARE OTHER OPTIONS!

① MP3 Files

All of the activities are also offered in an MP3 format. You can download the MP3 files DIRECTLY onto your devices or computer. No Wi/Fi is necessary! It will work the same way, except that students will not scan the QR code. Students will need to locate the activity you want them to do so you might want to only load that specific activity.

Is Wi/Fi blocked or restricted at your school? HERE ARE OTHER OPTIONS!

② PowerPoint Slides with Audio

All of the activities are also offered as PowerPoint slides with audio. These will work on any device or computer with Microsoft PowerPoint installed. Instead of the QR code, students will see a megaphone. Click on that and the audio will begin! Students will still need the printable to complete the activity.



**PP Slides
with Audio**



Skills

* Phonemic Awareness

* Word Families

* Word Chunks

* CVC Words


* Segmenting


* Blending

* Rhyming

* Following Directions

Name: Listen and Learn: 



1.  man m

2.  can c

3.  car c

4.  fan f

-an

Name: Listen and Learn: 




1.  gap g


2.  nap n


3.  man m


4.  car c


-ap


Name: Listen and Learn: 



1.  hen t

2.  men m


3.  ten t

4.  pen p

-en


Name: Listen and Learn: 



1.  beg b

2.  Meg M

3.  men m

4.  can c

-eg

Name: Listen and Learn: 



1.  win w

2.  fin f

3.  in i

4.  up u

-in

Name: Listen and Learn: 



1.  hip h

2.  sip s

3.  up u

4.  in i

-ip

Name: Listen and Learn: 



1.  job j

2.  mob m

3.  up u

4.  in i

-ob

Name: Listen and Learn: 



1.  fog f

2.  jog j

3.  up u

4.  in i

-og

Name: Listen and Learn: 



1.  cub c


2.  rub r


3.  up u


4.  in i


-ub


Name: Listen and Learn: 




1.  gut g


2.  nut n


3.  up u


4.  in i


-ut


Name: Listen and Learn: 



1.  red r

2.  cop c

3.  t b s t d t g

4.  up u

Mixed Review

Name: Listen and Learn: 



1.  dog d

2.  kid k

3.  c t b g h p j m

4.  up u

Mixed Review