

DIRECTIONS

In order to use these QR codes, you will need:

1. A device to scan the code, such as an old smartphone, iPod, or iPad
2. A QR Code Scanning app. A free app that I use is QR Code Reader & Barcode Scanner. However, there are several other free options to choose from in the App Store!
3. Wi/Fi

Then you're all set! Simply copy the page you need, put it next to your device, and let the students get to work! Your kids will need pencils and crayons to work through the activities.

The best part? Students will listen to me teach a lesson and learn by coloring certain objects based on specific phonics skills, as well as identify, write, and differentiate between those skills. I am a 20 year veteran teacher and it's like I'll be taking a small group in your class! ☺ My class loves these activities every year! I hope your class will, too!

Is Wi/Fi blocked or restricted at your school? HERE ARE OTHER OPTIONS!

① MP3 Files

All of the activities are also offered in an MP3 format. You can download the MP3 files DIRECTLY onto your devices or computer. No Wi/Fi is necessary! It will work the same way, except that students will not scan the QR code. Students will need to locate the activity you want them to do so you might want to only load that specific activity.

Is Wi/Fi blocked or restricted at your school? HERE ARE OTHER OPTIONS!

② PowerPoint Slides with Audio

All of the activities are also offered as PowerPoint slides with audio. These will work on any device or computer with Microsoft PowerPoint installed. Instead of the QR code, students will see a megaphone. Click on that and the audio will begin! Students will still need the printable to complete the activity.



PP Slides with
Audio

Skills

* Phonemic Awareness

* Vowel Teams

* Long Vowels

* Word Families

* Rhyming

* Following Directions

Name _____

Listen and Learn: ai vowel team



1. _____

2. wait w _ t

3. pain p _ n

4. _____

5. _____

ai

Name _____

Listen and Learn: ay vowel team



1. _____

2. way w _

3. stay st _

4. _____

5. _____

ay

Name _____

Listen and Learn: ea vowel team



1. _____

2. real r _ l

3. meat m _ t

4. _____

5. _____

ea

Name _____

Listen and Learn: ee vowel team



1. _____

2. meet m _ t

3. beep b _ p

4. _____

5. _____

ee

Name _____

Listen and Learn: ie vowel team



1. _____

2. lie l _ e

3. spies sp _ s

4. _____

5. _____

ie

Name _____

Listen and Learn: oa vowel team



1. _____

2. float fl _ t

3. loan l _ n


4. _____

5. _____

oa

Name _____

Listen and Learn: oe vowel team



1. _____

2. hoe h _ e

3. oboe ob _ e

4. _____

5. _____

oe

Name _____

Listen and Learn: ow vowel team



1. _____

2. grow gr _ w

3. slow sl _ w

4. _____

5. _____

ow

Name _____

Listen and Learn: ue vowel team



1. _____

2. due d _ e

3. value val _ e


4. _____

5. _____

ue

Name _____

Listen and Learn: ui vowel team



1. _____

2. bruise br _ se

3. cruise cr _ se

4. _____

5. _____

ui

Name _____

Listen and Learn: Vowel Teams Review I



1. _____

2. soap s _ p

3. keep k _ p

4. _____

5. _____

Name _____

Listen and Learn: Vowel Teams Review II



1. _____

2. fruit fr _ t

3. lie l _ e

4. _____

5. _____

Name _____

Listen and Learn: Vowel Teams Review III



1. _____

2. main m _ n

3. bean b _ n

4. _____

5. _____

Name _____

Listen and Learn: Vowel Teams Review IV



1. _____

2. pail p _ l

3. grow gr _


4. _____









5. _____

Mixed Review Pages

Name _____

Listen and Learn: -an



| | | | | | | |
|----|---|---|---|--|---|---|
| 1. |  |  |  |  |  |  |
| 2. | man | m | | | | |
| 3. | can | c | | | | |
| 4. |  | | |  | | |