



shell

shelf



# Ideas for Use

- \* Reading Groups
- \* Word Work
- \* Literacy Centers
- \* Intervention
- \* Big Buddies
- \* Parent Volunteers

# Directions

Print out the game board(s) you want to use and the corresponding playing cards. All of the playing cards were created in such a way that no paper is wasted. Use a paper trimmer or scissors – but you will not have any left over pieces! NO WASTED PAPER!

Laminate for durability!

You will need a playing piece for each student (cubes, tokens, coins, etc) and that's all! No dice or spinners are needed for these games. All games are played the same way, but the skills change.

I personally love these games because in order to play, the students actually have to be able to READ the words! It is GREAT practice! I always use these in reading groups before putting them into literacy centers.

These are easy to store and organize! I keep each game board and the corresponding playing cards in a big ziplock bag.

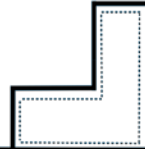
# How to Play

Mix up the playing cards for the game. Place them face down in a nice and tidy pile.

Player One takes the first card off the top of the pile. Player One reads the word and moves their playing piece to the FIRST picture on the board that matches their card. Their card goes face up in a new pile so as not to get the two piles mixed up. Player Two takes the next card, reads the word, and moves their playing piece to the FIRST picture on the board that matches their card. If a player is already on the spot, the player draws another card!








In order to get to the finish, each player needs to pull the card that matches the last available spot on the board! If players run out of cards, mix up the cards and start again!

## A colorful board game titled "DIGRAPHS GAME" and "BEGINNING". The board is a winding path with various illustrations including a boy, a duck, a boy chopping wood, a boy with a bag of coins, a girl, a boy, a girl and boy, a treasure chest, and a green checkmark. A red and blue glue stick is placed on the path. The text "\*CH\*" is written on the board.











START









DIGRAPHS GAME



START

D

I



G





B

E

G

A

M



SH

START

D

I







G

R

A

P

H



G

B

E









G

I


















N

N














































I



TH















MIXED















REVIEW

DIGRAPHS










BEGIN











\*W
















START



DIGRAPHS



GAME



PH\*

START

D

I

G

R

A

P

H

