







Name \_\_\_\_\_ Rhyming Words

Directions: Use the picture cards to match the rhyming pairs.

-  ●
-  ●
-  ●
-  ●
-  ●
-  ●






Name \_\_\_\_\_ Rhyming Words

Directions: Use the picture cards to match the rhyming pairs.

-  ●
-  ●
-  ●
-  ●
-  ●






Name \_\_\_\_\_ Rhyming Words

Directions: Use the picture cards to match the rhyming pairs.

-  ●
-  ●
-  ●
-  ●
-  ●
-  ●

























Name \_\_\_\_\_ Rhyming Words

Directions: Use the picture cards to match the rhyming pairs.

-  ●
-  ●
-  ●
-  ●
-  ●












Name \_\_\_\_\_ Rhyming Words

Directions: Use the picture cards to circle the rhyming word for each picture.

1. 			
2. 			
3. 			
4. 			
5. 			
6. 			






















Name \_\_\_\_\_ Rhyming Words

Directions: Use the picture cards to circle the rhyming word for each picture.

1. 	
2. 	
3. 	
4. 	
5. 	
6. 	
7. 	





















Name \_\_\_\_\_ Rhyming Words

Directions: Use the picture cards to circle the rhyming word for each picture.

1. 		
2. 		
3. 		
4. 		
5. 		
6. 		
7. 		






Name \_\_\_\_\_ Rhyming Words

Directions: Use the picture cards to circle the rhyming word for each picture.

1. 	<b>10</b>	
2. 		
3. 		
4. 		
5. 		
6. 		
7. 		

Name \_\_\_\_\_ Rhyming Words

Directions: Use the picture cards to write the rhyming word.

-  cat \_\_\_\_\_
-  car \_\_\_\_\_
-  clock \_\_\_\_\_
-  duck \_\_\_\_\_
-  bug \_\_\_\_\_
-  wet \_\_\_\_\_
-  cut \_\_\_\_\_
-  wagon \_\_\_\_\_
-  mail \_\_\_\_\_
-  pen \_\_\_\_\_

Name \_\_\_\_\_ Rhyming Words

Directions: Use the picture cards to write the rhyming word.

-  cake \_\_\_\_\_
-  kite \_\_\_\_\_
-  phone \_\_\_\_\_
-  king \_\_\_\_\_
-  boat \_\_\_\_\_
-  hand \_\_\_\_\_
-  honey \_\_\_\_\_
-  bell \_\_\_\_\_
-  bear \_\_\_\_\_
-  map \_\_\_\_\_