


Name _____


apple

Draw the other half of the picture. Color the picture. Write about it.



Name _____


Draw the other half of the picture. Color



Name _____


leaf

Draw the other half of the picture. Color



Name _____

Draw the other half of the picture. Color the



Name _____

owl


Draw the other half of the picture. Color the picture. Write about it.



Students draw the other half of the picture. Then, they color and write. These printables have blank writing lines.


Name _____

Draw the other half of the picture.




scarecrow

Color the picture. Write about it.




Name _____ **hay**

Draw the other half of the picture. Color the picture. Write about it.



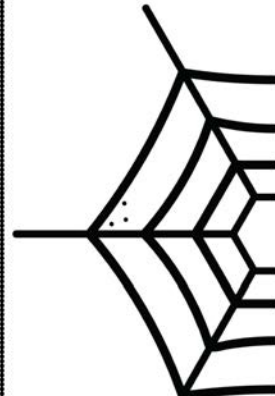
Name _____ **bat**

Draw the other half of the picture. Color the picture. Write about it.



Name _____ **web**


Draw the other half of the picture. Color the picture. Write about it.



There are
20 printables in all.


Name _____ **jack**

Draw the other half of the picture. Color the picture. Write about it.




Name _____

Draw the other half of the picture. Color the picture. Write about it.



Name _____ **cauldron**


Draw the other half of the picture. Color the picture. Write about it.



Name _____

apple


Draw the other half of the picture. Color the picture. Write about it.



The apple is _____

Name _____


Draw the other half of the picture. Color the picture.



Name _____


leaf

Draw the other half of the picture. Color the picture. Write about it.



Name _____

Draw the other half of the picture. Color the picture.



Name _____

owl


Draw the other half of the picture. Color the picture. Write about it.



Students draw the other half of the picture. Then, they color and write. These printables have sentence starters.

Name _____

Draw the other half of the picture. Color the picture.



The cauldron is _____


The squirrel is _____

The acorn is _____

The pumpkin is _____

scarecrow


Color the picture. Write about it.



The scarecrow is _____

Name _____ **scarecrow**



Draw the other half of the picture. Color the picture. Write about it.



The scarecrow is _____


Name _____ **cat**

Draw the other half of the picture. Color the picture. Write about it.



Name _____ **spider**

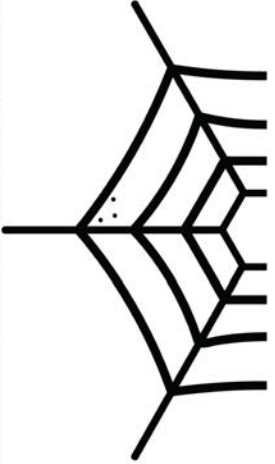
Draw the other half of the picture. Color the picture. Write about it.



There are
20 printables in all.

Name _____


Draw the other half of the picture. Color the picture.



The web is _____

Name _____


Draw the other half of the picture. Color the picture.



The jack-o-lantern is _____

Name _____ **haunted house**


Draw the other half of the picture. Color the picture.



The haunted house is _____

Name _____


Draw the other half of the picture. Color the picture.



The monster is _____


Name _____ **ghost**


Draw the other half of the picture. Color the picture. Write about it.




The ghost is _____

Name _____

 Draw the other half of the picture.

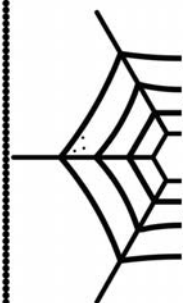


Name _____

 Draw the other half of the




bat



web

Name _____


 Draw the other half of the picture.



owl



Name _____

 Draw the other half of the picture.



Color.



Write the missing letter.



scorecrow




scorecrow



cat

©Kristin Cushman - ateenytinyteacher.com




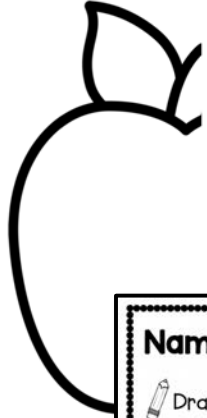
cauldron

©Kristin Cushman - ateenytinyteacher.com


Students draw the other half of the picture. Then, they color and trace the word. There are 4 pictures to a page.

Name _____

 Draw the other half of the picture.

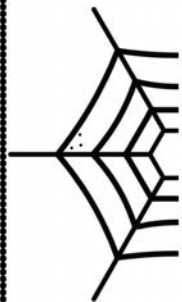


Name _____

 Draw the other half of the




at



eb


Name _____

 Draw the other half of the picture.



wi

Name _____

 Draw the other half of the picture.

 Color.

 Write the missing letter.



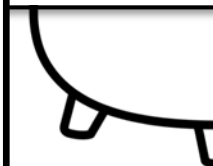
carecrow



carecrow



at



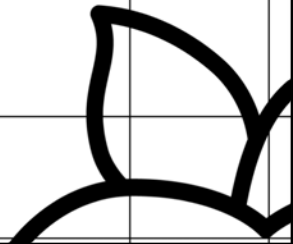
cauldron

Students draw the other half of the picture. Then, they color and write the missing beginning sound. There are 4 pictures to a page.

Name _____



Draw the other half of the picture.



Name _____



Draw the other half of the



Name _____



Draw the other half of the picture.



Name _____



Draw the other half of the picture.



Color the picture.



Write about it.




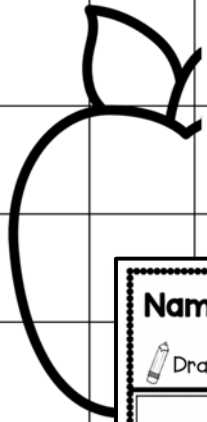
All of the above
printables come with a
grid version.

The owl is _____


The pumpkin is _____


Name _____

 Draw the other half of the picture.




Name _____

 Draw the other half of the




scarecrow



hay

Name _____

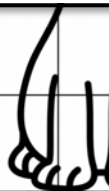
 Draw the other half of the picture.



owl




acorn




cat

Name _____

 Draw the other half of the picture.  Color.  Write the missing letter.



bat



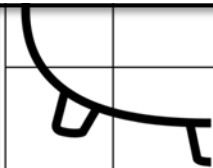
spider



jack-o-lantern



ghost



cauldron

All of the above
printables come with a
grid version.