

[illegible]

Students of the color printabl

s draw the
pictures.
and write
es have
lines

he other
Then, th
te. Thes
blank wr
s.

se

riting

ornament


e. Color the picture. Write about it.

The worksheet is designed for a seasonal activity. On the left side, there is a large, stylized outline of a Christmas tree. To the right of the tree, there is a large rectangular area for drawing. Above this area, there is a header section with the word 'ornament' in a bold, sans-serif font. Below the header, there are two columns of text: 'e. Color the picture.' and 'Write about it.'. Below the text, there are several horizontal lines for writing. At the bottom of the page, there is a small copyright notice: '© 2000 by Linda Ward Beech, Scholastic Teaching Resources'.

Students draw the other half of the picture. Then, they color and write. These printables have blank writing lines.


Name _____ **reindeer**

Draw the other half of the picture. Color the picture. Write about it.




Name _____ **Santa**

Draw the other half of the picture. Color the picture. Write about it.



Name _____ **tree**


Draw the other half of the picture. Color the picture. Write about it.



There are
20 printables in all.


Name _____

Draw the other half of the picture. Color the picture.



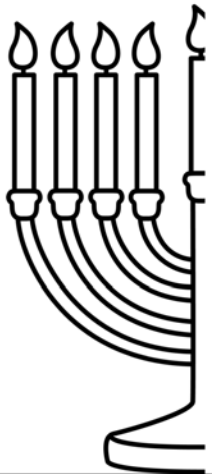
Name _____

Draw the other half of the picture. Color the picture.



Name _____ **menorah**


Draw the other half of the picture. Color the picture. Write about it.



Name _____

turkey

Draw the other half of the picture. Color the picture. Write about it.




The turkey is _____

Name _____

bowl

Draw the other half of the picture. Color the picture. Write about it.



Name _____

house


Draw the other half of the picture. Color the picture. Write about it.



Students draw the other half of the picture. Then, they color and write. These printables have sentence starters.

Name _____

Draw the other half of the picture. Color the picture. Write about it.




Here is a _____

Name _____

ornament

Draw the other half of the picture. Color the picture. Write about it.




This is a _____

Name _____

ornament

Draw the other half of the picture. Color the picture. Write about it.




I see the _____

Name _____

reindeer

Draw the other half of the picture. Color the picture. Write about it.




Look at the

Name _____


Santa

Draw the other half of the picture. Color the picture. Write about it.



Name _____


Draw the other half of the picture. Color the picture.



Name _____

tree


Draw the other half of the picture. Color the picture. Write about it.



There are
20 printables in all.

Name _____

Draw the other half of the picture. Color the picture.



Look at the

Name _____


Draw the other half of the picture. Color the picture.



The bow is

Name _____

Draw the other half of the picture. Color the picture.



This is a

Name _____

Draw the other half of the picture. Color the picture.

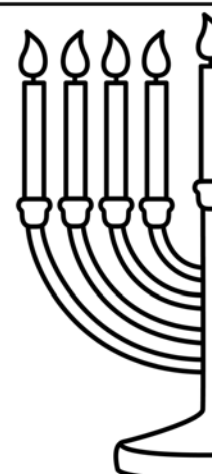


I see the

Name _____

menorah

Draw the other half of the picture. Color the picture. Write about it.




The menorah has

Name _____




Draw the other half of the picture.



Name _____



Draw the other half of the



house



gift

Name _____



Draw the other half of the picture.



holly



Name _____



Draw the other half of the picture.



Color.



Trace the word.



Santa



sleigh




wreath




menorah


Students draw the other half of the picture. Then, they color and trace the word. There are 4 pictures to a page.

Name _____

 Draw the other half of the picture.



Name _____

 Draw the other half of the picture.




_____ouse



_____ift


Name _____

 Draw the other half of the picture.



_____ouse

Name _____

 Draw the other half of the picture.



Color.



Trace the word.



_____olly



_____moment





_____if




_____reat


Students draw the other half of the picture. Then, they color and write the missing beginning sound. There are 4 pictures to a page.

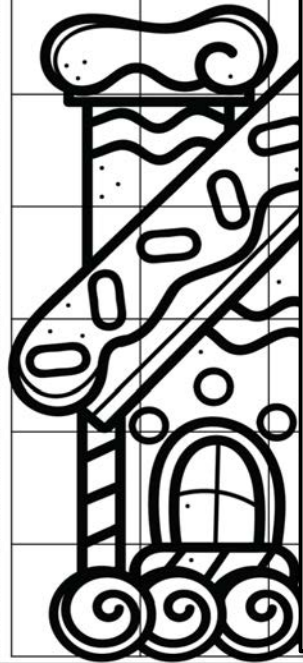
Name _____

 Draw the other half of the picture. 





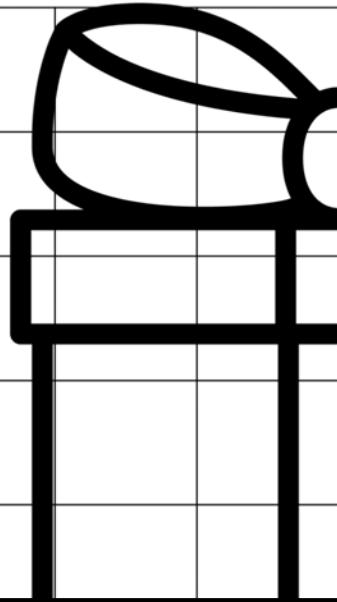
Name _____

 Draw the other half of the picture.



Name _____

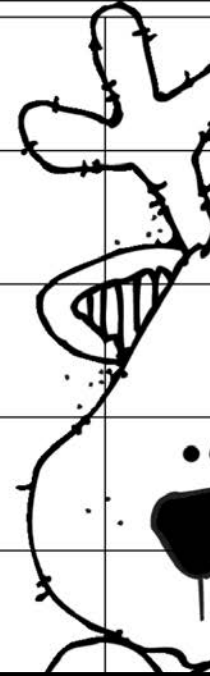
 Draw the other half of the picture. 



Name _____

reindeer


 Draw the other half of the picture.  Color the picture.  Write about it.




All of the above
printables come with a
grid version.


This is on _____

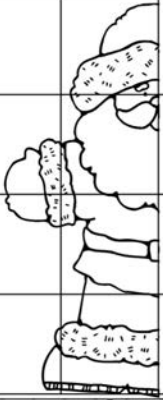
Name _____

 Draw the other half of the picture.



Name _____

 Draw the other half of the picture.





Santa



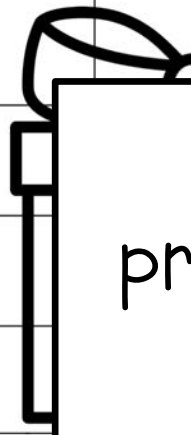
tree

Name _____

 Draw the other half of the picture.



house




reindeer




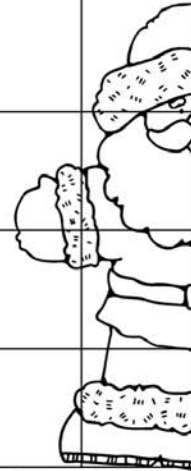
wreath

Name _____


 Draw the other half of the picture.

 Color.

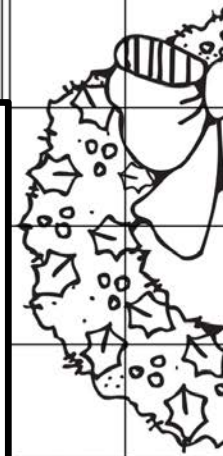
 Trace the word.



anta



leigh



wreath



reindeer



wreath

All of the above
printables come with a
grid version.