





Students draw the other half of the picture. Then, they color and write. These printables have blank writing lines.



Name _____


sled

Draw the other half of the picture. Color the picture. Write about it.



Name _____


Draw the other half of the picture. Color the picture.



Name _____


igloo

Draw the other half of the picture. Color the picture. Write about it.



Name _____


Draw the other half of the picture. Color the picture.



Name _____

penguin


Draw the other half of the picture. Color the picture. Write about it.



There are
20 printables in all.


Name _____

Draw the other half of the picture. Color the picture.




Name _____

Draw the other half of the picture. Color the picture.



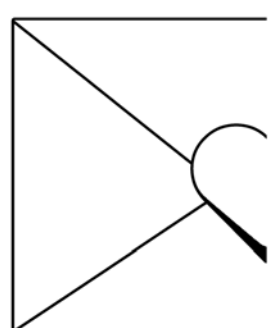
Name _____

Draw the other half of the picture. Color the picture.



Name _____


Draw the other half of the picture. Color the picture.



Name _____


cupcake

Draw the other half of the picture. Color the picture. Write about it.



Name _____ **hat**


Draw the other half of the picture. Color the picture. Write about it.



I see the _____


Name _____ **snowman face**

Draw the other half of the picture. Color the picture. Write about it.



Name _____ **hot cocoa**


Draw the other half of the picture. Color the picture. Write about it.



Students draw the other half of the picture. Then, they color and write. These printables have sentence starters.

Name _____


Draw the other half of the picture. Color the picture. Write about it.



I have a _____

Name _____


Draw the other half of the picture. Color the picture. Write about it.



Here is a _____

Name _____ **ice skate**

Draw the other half of the picture. Color the picture. Write about it.



It is a _____

Name _____

Draw the other half of the picture. Color the picture. Write about it.




Look at the _____

Name _____

sled


Draw the other half of the picture. Color the picture. Write about it.



I have a _____

Name _____


Draw the other half of the picture. Color the picture.



Name _____


igloo

Draw the other half of the picture. Color the picture. Write about it.



Name _____


Draw the other half of the picture. Color the picture.



Name _____

penguin


Draw the other half of the picture. Color the picture. Write about it.



There are
20 printables in all.

Name _____


Draw the other half of the picture. Color the picture.



Look at the _____

Name _____


Draw the other half of the picture. Color the picture.



I like the _____

Name _____

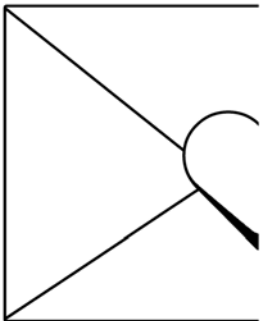
Draw the other half of the picture. Color the picture.



I see the _____

Name _____

Draw the other half of the picture. Color the picture.




I have a _____

Name _____

cupcake

Draw the other half of the picture. Color the picture. Write about it.



I like the _____

Name _____




Draw the other half of the picture.



Name _____



Draw the other half of the picture.



igloo



penguin

Name _____



Draw the other half of the picture.



hot cocoa

Name _____



Draw the other half of the picture.



Color.



Trace the word.



boot

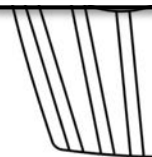


ice skate

Students draw the other half of the picture. Then, they color and trace the word. There are 4 pictures to a page.




cabin




cupcake

Name _____

 Draw the other half of the picture.



Name _____

 Draw the other half of the




gloo



enquin


Name _____

 Draw the other half of the picture.



ot ooo

Name _____


 Draw the other half of the picture.



Color.



Trace the word.



oot



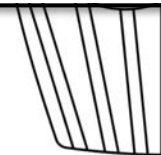
co

kate

Students draw the other half of the picture. Then, they color and write the missing beginning sound. There are 4 pictures to a page.




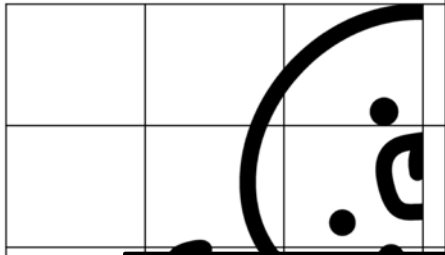
abin




upcake


Name _____

 Draw the other half of the picture.




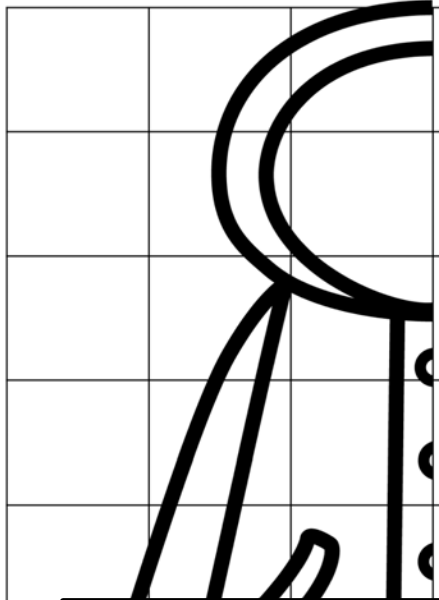
Name _____

 Draw the other half of the



Name _____

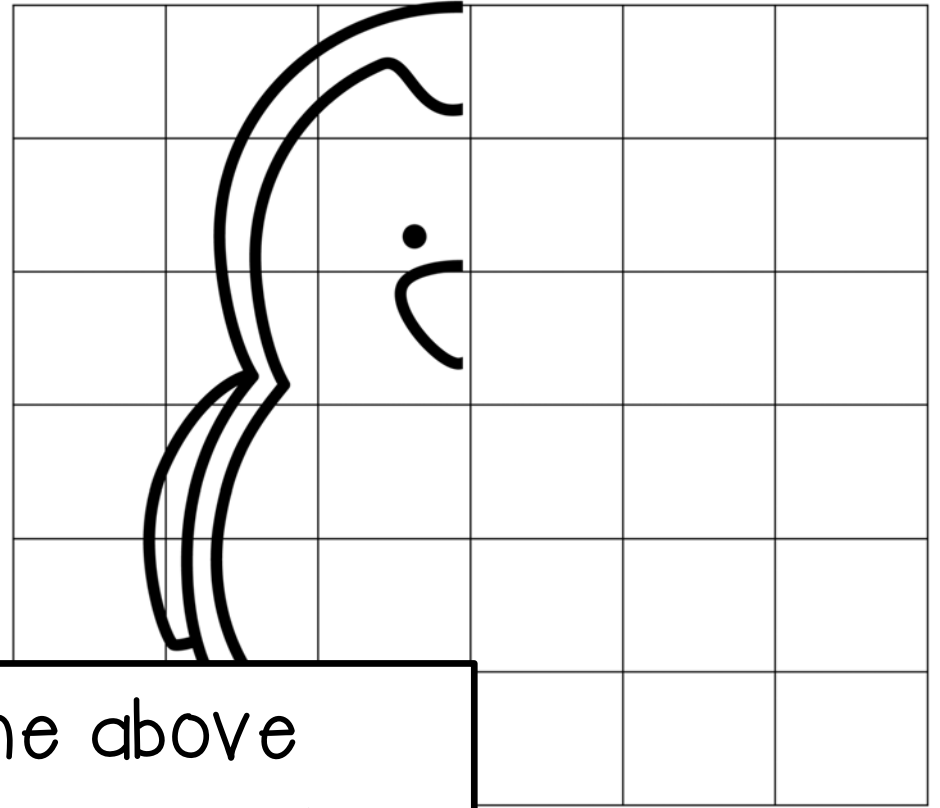
 Draw the other half of the picture.



Name _____

penguin

 Draw the other half of the picture.  Color the picture.  Write about it.




All of the above
printables come with a
grid version.

©Kristin O'Leary - ateenytinyteacher.com

Here is a


©Kristin O'Leary - ateenytinyteacher.com

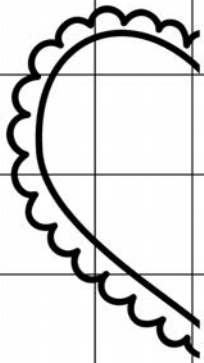
Name _____

 Draw the other half of the picture.

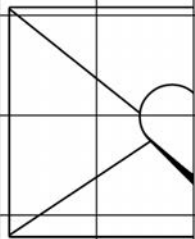


Name _____

 Draw the other half of the





heart



Valentine

Name _____

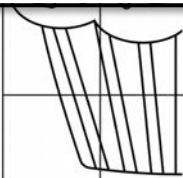
 Draw the other half of the picture.



boot




sled




cupcake

Name _____

 Draw the other half of the picture.

 Color.


 Trace the word.



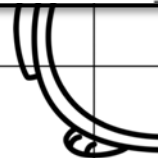
hot chocolate



mitten



coat



enquin



roundhog

All of the above
printables come with a
grid version.