

Short



jam



van

Short



egg



bed

Short Ii



sit



rip



fin



lip

Sho




dog



pot

Short Uu



tub



mud



hut



bug

L Blen



clock



sled

R Bler



frog



drum

S Blends



skunk



stick



spoon



swan

Final C

Bl



nest



jump

Long Ii



light



pie



fly



child

Consonant Digraph



chick



lunch

Consonant Digraph



phone



trophy

Consonant Digraphs



shoe



ship



shell




sheep

Consonant Digraph



thumb



math

Consonant Digraphs



whale



whisk



wheel



whistle

Consonant Digraph



chick



thumb

Three Letter Blend




squirrel



scrub


Soft C




circle



cereal

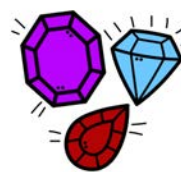


pencil



fence

Soft C



gem



orange

Long Aa



rake



game




skate



tape

Long




ride



slice

Long



hose



hocke

Long Uu



mule



cube



mute



tub

Long Vowel



mail



train

Long Aa Vowel Teams



pay



tray



hay



play

Long Vowel Te



mail



pay

Long Vowel Te



eat



leaf

Long Ee Vowel Team



jeep



sleep



see



three

Long Vowel



eat



jeep

Long Ee



penny



baby



turkey



hockey

Long



light



flight

Long Vowel Teams



coat



Long Oo Vowel Teams



bow



sn



crow



ar

Long Vowel



coat



w

Long Uu Vowel Teams




glue



clue



blue



tissue

Long Vowel Teams



suit



juice

Long U Vowel Teams



glue



juice

R-controlled Vowels



jar



car



barn



yard

R-controlled Vowels



fork



corn

R-controlled Vowels



bird



stir



shirt



dirt

Diphthonas



haul



house

Diphtho



saw



Diphthongs



dew



che



grew



scre

Dipht



boot



Diphthongs



book



hook



foot



cook

Diphtho



oil



boil

Diphtho



toy



joy



d

Diphthongs



cloud



moi



shout



grou

Dipht



ow



crown

Silent Letters



gnome




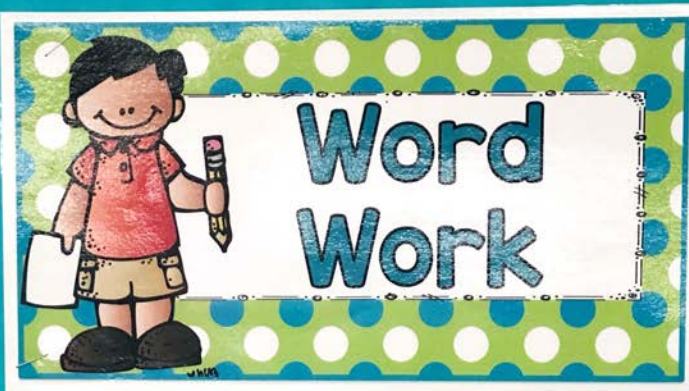
knight



knot



wren



To make my teaching life easier, I printed all the posters, and put them in the order we would be learning the different skills throughout the year. Now I keep them together on my Focus Wall with a binder clip. ONE pushpin in the wall can hold over 50 posters! I don't have to wipe off anything, hole punch anything, or insert anything into a sleeve every week. And I don't need a place to store the posters. I know exactly where they are! WIN WIN!