





SELF CHECKING

Look at the cards. Then move them around and put them in order to make a complete sentence.


			
is	Here	bike.	my

Read the sentence. Type the sentence below.

Students will move the cards around to make a complete sentence. Next, students will type the sentence in Google Slides. In Seesaw, they can type or write the sentence, as well as read the sentence using the microphone.

Once students put the cards in order, the picture will show students that the sentence is in order. The capital will be at the beginning, the period will be at the end, and word order will be correct.

Look at the cards. Then move them around and put them in order to make a complete sentence.

			
Here	is	my	bike.

Read the sentence. Type the sentence below.

Here is my bike.

Scrambled Sentences

Slide	1	Here is my bike.
Slide	2	We write the room.
Slide	3	We play a game.
Slide	4	It is a seesaw.
Slide	5	We will sing songs.
Slide	6	I see apple trees.
Slide	7	We will have recess.
Slide	8	Look at the apples.
Slide	9	This is a flower.
Slide	10	We like the apples.
Slide	11	We have a class pet.
Slide	12	They like to play soccer.
Slide	13	We play in the sandbox.
Slide	14	Look at the big bench.
Slide	15	I like to eat lunch.
Slide	16	It is a red book.
Slide	17	Do you see the crayons?
Slide	18	They have a big pencil.
Slide	19	Do you like apple pie?
Slide	20	We can bob for apples.

10 Slides have sentences with four words.



Look at the cards. Then move them around and put them in order to make a complete sentence.

Four cards for a sentence puzzle:

- Card 1: bike.
- Card 2: Here
- Card 3: my
- Card 4: is



Read the sentence. Type the sentence below.



move them around and put them in order to make a complete sentence.

Four cards for a sentence puzzle:

- Card 1: the
- Card 2: write
- Card 3: We
- Card 4: room.



Look at the cards. Then move them around and put them in order to make a complete sentence.



Read the sentence. Type the sentence below.



Four cards for a sentence puzzle:

- Card 1: game.
- Card 2: a
- Card 3: play
- Card 4: We



Read the sentence. Type the sentence below.



move them around and put them in order to make a complete sentence.

Two cards for a sentence puzzle:

- Card 1: seesaw.
- Card 2: a

is

It

Samples



Read the sentence. Type the sentence below.




10 Slides have sentences with five words.



Look at the cards. Then move them around and put them in order to make a complete sentence.




have



pet.



We



class



a



Read the sentence. Type the sentence below.



in



sandbox.



play



We




the



Look at the cards. Then move them around and put them in order to make a complete sentence.



Read the sentence. Type the sentence below.



like



to



They



soccer.



play



Read the sentence. Type the sentence below.



eat




to



lunch.



like



I

Samples

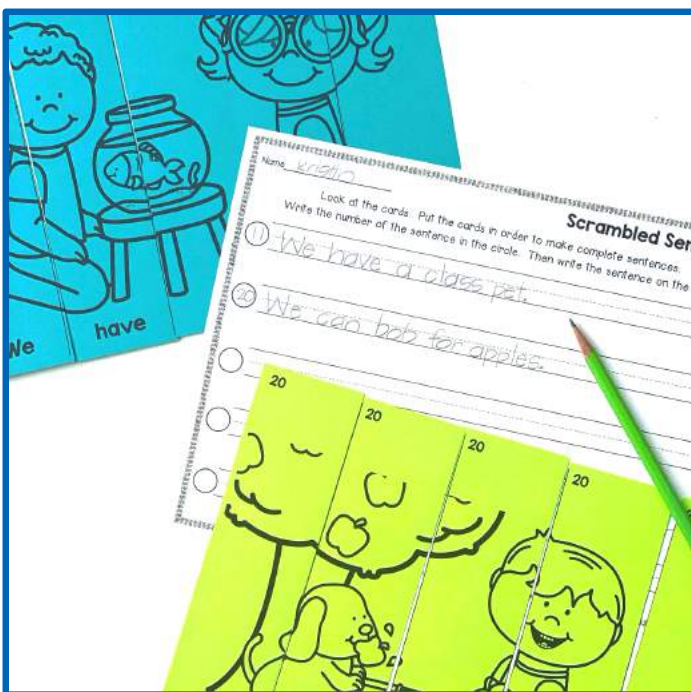


Read the sentence. Type the sentence below.



- ✓ Print on card stock
- ✓ Choose black and white or color
- ✓ Each puzzle is numbered so students can easily find the pieces that go together.
- ✓ I designed these so that you just need to make 3 or 4 cuts with NO extra pieces!
- ✓ Copy double sided if you want your students to write more.

PERFECT TO USE DURING WORK ON WRITING, CENTERS, INDEPENDENT WORK, QUICK CHECKS, ETC.



- ✓ 4 Recording Sheet Options
- ✓ Five lines on a page
-large writing lines
- ✓ Seven lines on a page
-smaller writing lines
- ✓ Numbered recording sheets
- ✓ Fill in the number of the sentence set.