

Students draw the other half of the picture. Then, they color and write. These printables have blank writing lines.

**school**

Name \_\_\_\_\_

Draw the other half of the picture. Color the picture. Write about it.

**bus**

Name \_\_\_\_\_

Draw the other half of the picture. Color the picture. Write about it.

**folder**

Name \_\_\_\_\_

Draw the other half of the picture. Color the picture. Write about it.

**easel**


Name \_\_\_\_\_

Draw the other half of the picture. Color the picture. Write about it.

Name \_\_\_\_\_


**tablet**

Draw the other half of the picture. Color the picture. Write about it.



Name \_\_\_\_\_

Draw the other half of the picture. Color the picture.




There are 20 printables in all.

Name \_\_\_\_\_


**paper**

Draw the other half of the picture. Color the picture. Write about it.



Name \_\_\_\_\_


Draw the other half of the picture. Color the picture.



Name \_\_\_\_\_


**globe**

Draw the other half of the picture. Color the picture. Write about it.



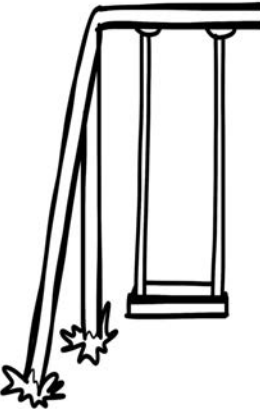
Name \_\_\_\_\_

Draw the other half of the picture. Color the picture.




Name \_\_\_\_\_

Draw the other half of the picture. Color the picture.




Name \_\_\_\_\_

Draw the other half of the picture. Color the picture.




Name \_\_\_\_\_

Draw the other half of the picture. Color the picture.



Name \_\_\_\_\_


Draw the other half of the picture. Color the picture.



Name \_\_\_\_\_


**chair**

Draw the other half of the picture. Color the picture. Write about it.



Name \_\_\_\_\_

Draw the other half of the picture. Color the picture.



Students draw the other half of the picture. Then, they color and write. These printables have sentence starters.

**school**

Name \_\_\_\_\_

Draw the other half of the picture. Color the picture. Write about it.

The school is \_\_\_\_\_

**bus**

Name \_\_\_\_\_

Draw the other half of the picture. Color the picture. Write about it.

The bus is \_\_\_\_\_

**folder**

Name \_\_\_\_\_

Draw the other half of the picture. Color the picture. Write about it.

The folder is \_\_\_\_\_

**easel**

Name \_\_\_\_\_

Draw the other half of the picture. Color the picture. Write about it.

The easel is \_\_\_\_\_

**scissors**

Name \_\_\_\_\_

Draw the other half of the picture. Color the picture. Write about it.

My scissors are \_\_\_\_\_

**lunchbox**

Name \_\_\_\_\_

Draw the other half of the picture. Color the picture. Write about it.

My lunchbox is \_\_\_\_\_

**glue**

Name \_\_\_\_\_

Draw the other half of the picture. Color the picture. Write about it.

The glue is \_\_\_\_\_

**computer**

Name \_\_\_\_\_


Draw the other half of the picture. Color the picture. Write about it.

The computer is \_\_\_\_\_

Name \_\_\_\_\_


**tablet**

Draw the other half of the picture. Color the picture. Write about it.



Name \_\_\_\_\_

Draw the other half of the picture. Color the picture.



The tablet is \_\_\_\_\_


\_\_\_\_\_

\_\_\_\_\_

Name \_\_\_\_\_


**paper**

Draw the other half of the picture. Color the picture. Write about it.



Name \_\_\_\_\_

Draw the other half of the picture. Color the picture.




There are 20 printables in all.

Name \_\_\_\_\_


**globe**

Draw the other half of the picture. Color the picture. Write about it.



Name \_\_\_\_\_

Draw the other half of the picture. Color the picture. Write about it.



\_\_\_\_\_

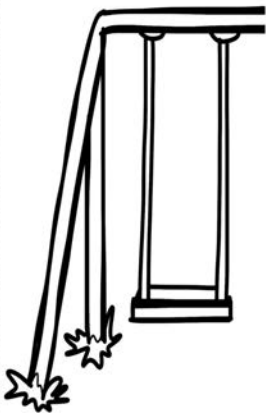
\_\_\_\_\_

\_\_\_\_\_

Name \_\_\_\_\_


**swings**

Draw the other half of the picture. Color the picture.



Name \_\_\_\_\_

Draw the other half of the picture. Color the picture.



The swings are \_\_\_\_\_


\_\_\_\_\_

\_\_\_\_\_

Name \_\_\_\_\_


**clock**

Draw the other half of the picture. Color the picture.



Name \_\_\_\_\_

Draw the other half of the picture. Color the picture.



The clock is \_\_\_\_\_


\_\_\_\_\_

\_\_\_\_\_

Name \_\_\_\_\_


**chair**

Draw the other half of the picture. Color the picture. Write about it.



Name \_\_\_\_\_

Draw the other half of the picture. Color the picture. Write about it.



The chair is \_\_\_\_\_

\_\_\_\_\_

\_\_\_\_\_

Name \_\_\_\_\_



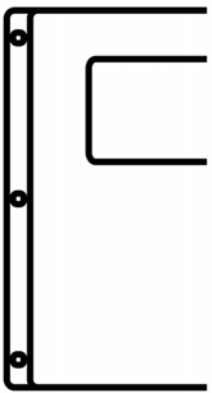
Draw the other half of the picture.



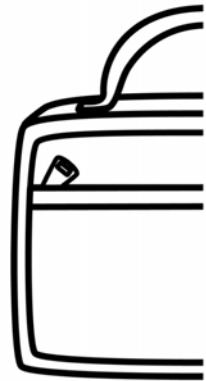
Name \_\_\_\_\_



Draw the other half of the



folder




lunchbox

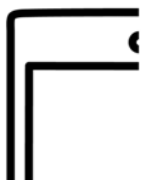
Name \_\_\_\_\_



Draw the other half of the picture.



computer



Name \_\_\_\_\_



Draw the other half of the picture.



Color.



Trace the word.



monkey bars



clock




chair




swings


Students draw the other half of the picture. Then, they color and trace the word. There are 4 pictures to a page.


Name \_\_\_\_\_

 Draw the other half of the picture.



Name \_\_\_\_\_

 Draw the other half of the




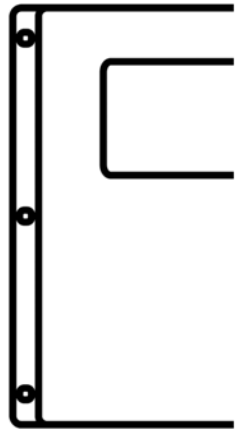
open



lobe


Name \_\_\_\_\_

 Draw the other half of the picture.




older

Name \_\_\_\_\_


 Draw the other half of the picture.

 Color.

 Write the missing letter.



omputer



case




ouch

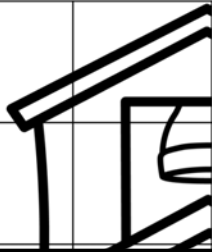


hair


Students draw the other half of the picture. Then, they color and write the missing beginning sound. There are 4 pictures to a page.

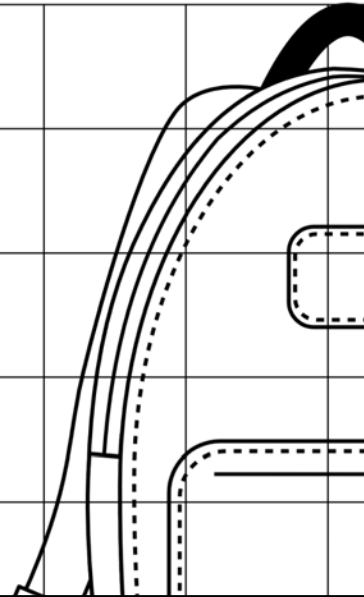
Name \_\_\_\_\_

 Draw the other half of the picture.



Name \_\_\_\_\_

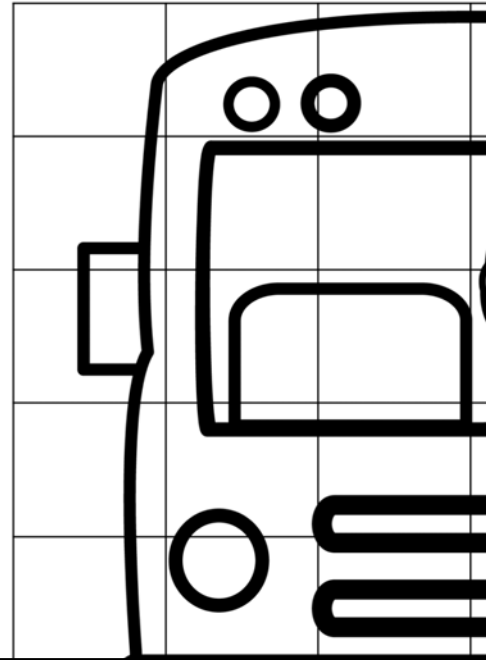
 Draw the other half of the picture.




Name \_\_\_\_\_

 Draw the other half of the picture.  Color the picture.  Write about it.

**bus**



Name \_\_\_\_\_

 Draw the other half of the




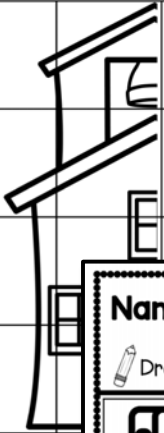
All of the above  
printables come with a  
grid version.

My crayons are \_\_\_\_\_


The computer is \_\_\_\_\_

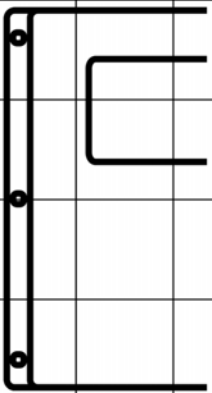
Name \_\_\_\_\_

 Draw the other half of the picture.

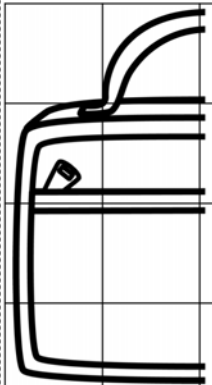


Name \_\_\_\_\_

 Draw the other half of the




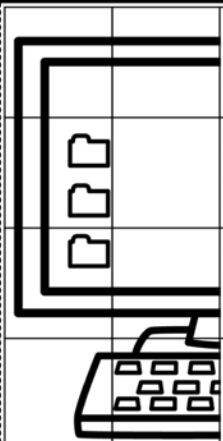
folder



lunchbox

Name \_\_\_\_\_

 Draw the other half of the picture.



computer



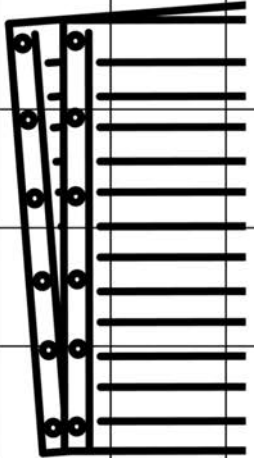
cabinet



chair

Name \_\_\_\_\_

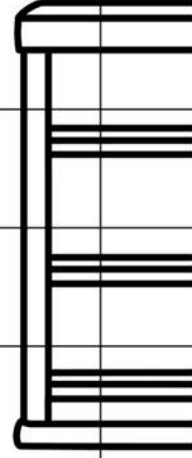
 Draw the other half of the picture.  Color.  Write the missing letter.



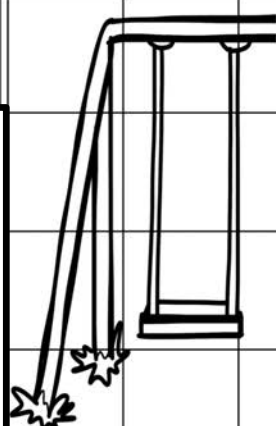
door



spoon



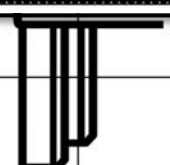
bookshelf



window



book



chair

All of the above  
printables come with a  
grid version.