
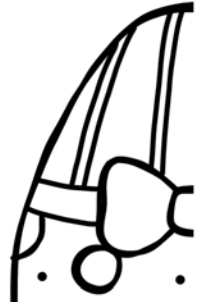


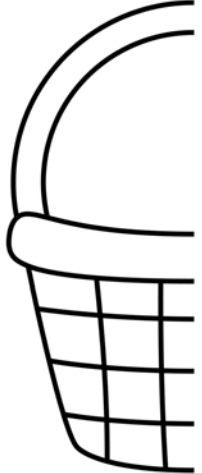





flower	kite	bunny
<p>Name _____</p> <p> Draw the other half of the picture. Color the picture. Write about it.</p>  <p>Name _____</p> <p> Draw the other half of the picture. Color _____</p> 	<p>Name _____</p> <p> Draw the other half of the picture. Color _____</p> 	<p>Name _____</p> <p> Draw the other half of the picture. Color the picture. Write about it.</p> 
<p>Name _____</p> <p> Draw the other half of the picture. _____</p> 	<p>Name _____</p> <p> Draw the other half of the picture. _____</p> 	<p>Name _____</p> <p> Draw the other half of the picture. Color the picture. Write about it.</p> 

Students draw the other half of the picture. Then, they color and write. These printables have blank writing lines.

Name _____

tulip


Draw the other half of the picture. Color the picture. Write about it.



Name _____

bird


Draw the other half of the picture. Color the picture. Write about it.



Name _____

rainbow


Draw the other half of the picture. Color the picture. Write about it.



There are
20 printables in all.


Name _____

Draw the other half of the picture. Color the picture. Write about it.



Name _____


Draw the other half of the picture. Color the picture. Write about it.


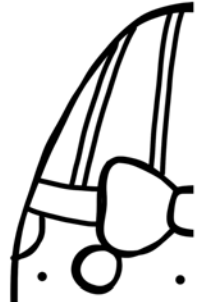




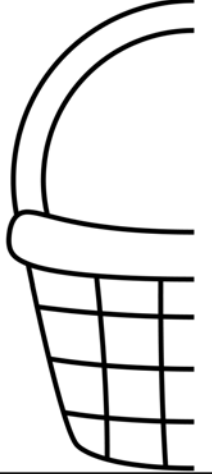

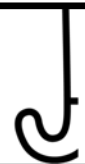





Name _____

pot

Draw the other half of the picture. Color the picture. Write about it.




flower		kite		bunny	
Name _____ <small>Draw the other half of the picture. Color the picture. Write about it.</small>	Name _____ <small>Draw the other half of the picture. Color the picture. Write about it.</small>	Name _____ <small>Draw the other half of the picture. Color the picture. Write about it.</small>	Name _____ <small>Draw the other half of the picture. Color the picture. Write about it.</small>	Name _____ <small>Draw the other half of the picture. Color the picture. Write about it.</small>	Name _____ <small>Draw the other half of the picture. Color the picture. Write about it.</small>
					
I like the _____					
<p>Students draw the other half of the picture. Then, they color and write. These printables have <u>sentence starters</u>.</p>					
					
I have a _____	I like the _____	I see the _____	Here is a _____	Look at the _____	

Name _____

tulip

Draw the other half of the picture. Color the picture. Write about it.




This is a _____

Name _____


bird

Draw the other half of the picture. Color the picture. Write about it.



Name _____


Draw the other half of the picture. Color the picture.



Name _____

rainbow


Draw the other half of the picture. Color the picture. Write about it.



There are
20 printables in all.

Name _____


Draw the other half of the picture. Color the picture.



This is a _____

Name _____

Draw the other half of the picture. Color the picture.



I like the _____

Name _____


Draw the other half of the picture. Color the picture.



We have a _____

Name _____

Draw the other half of the picture. Color the picture.




I see a _____

Name _____

pot

Draw the other half of the picture. Color the picture. Write about it.



Here is my _____

Name _____



Draw the other half of the picture.



Name _____



Draw the other half of the picture.



Name _____



Draw the other half of the picture.



Color.



Trace the word.



Name _____



Draw the other half of the



bunny



ladybug




bird



rain



mushroom




butterfly



pot


Students draw the other half of the picture. Then, they color and trace the word. There are 4 pictures to a page.

Name _____

 Draw the other half of the picture.




Name _____

 Draw the other half of the




unny



utterfly


Name _____

 Draw the other half of the picture.



adybug

Name _____


 Draw the other half of the picture.



Color.



Trace the word.



ird



ain




ushroom

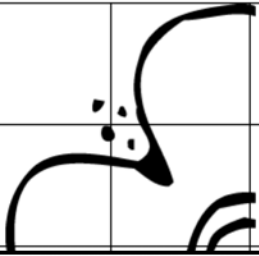


at


Students draw the other half of the picture. Then, they color and write the missing beginning sound. There are 4 pictures to a page.

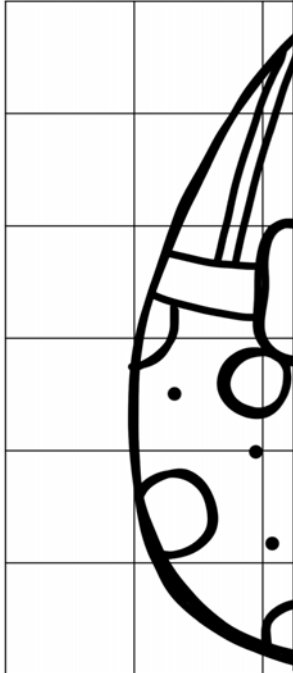
Name _____

 Draw the other half of the picture.




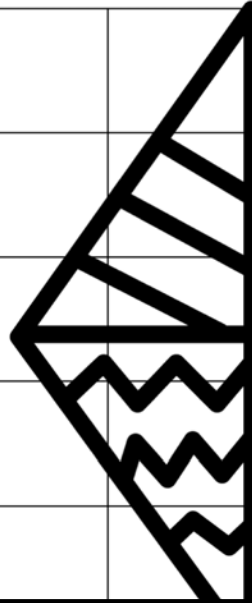
Name _____

 Draw the other half of the picture.



Name _____

 Draw the other half of the picture.



Name _____

 Draw the other half of the picture.  Color the picture.  Write about it.

bunny



All of the above
printables come with a
grid version.

Look at the


I like the

©Kristin O'Leary - ateenytinyteacher.com

©Kristin O'Leary - ateenytinyteacher.com


©Kristin O'Leary - ateenytinyteacher.com


Name _____

 Draw the other half of the picture.




Name _____

 Draw the other half of the picture.




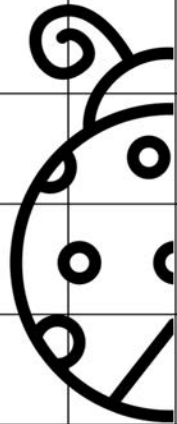
bunny



butterfly

Name _____


 Draw the other half of the picture.



ladybug




tulip



umbrella

Name _____


 Draw the other half of the picture.



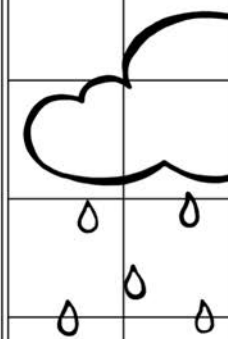
Color.




Trace the word.



bird



rain



mushroom



eye



foot

All of the above
printables come with a
grid version.