

[illegible]


A black and white worksheet for a dot-marker activity. The page is divided into two main sections. On the left, there is a large illustration of a sailboat. The sailboat has a sail with horizontal stripes and a flag with stars and stripes. On the right, there is a large empty box. The worksheet includes several rows of horizontal lines for writing, with some lines starting with a small dot. The entire page is framed by a decorative border.

[illegible]

Students draw the other half of the picture. Then, they color and write. These printables have blank writing lines.


Name _____ **life jacket**

Draw the other half of the picture. Color the picture. Write about it.



Name _____

Draw the other half of the picture. Color _____



Name _____ **pool**

Draw the other half of the picture. Color the picture. Write about it.




Name _____

Draw the other half of the picture. Color the _____



Name _____ **shark**


Draw the other half of the picture. Color the picture. Write about it.



There are
20 printables in all.


Name _____

Draw the other half of the picture. Color _____




Name _____

Draw the other half of the picture. Color _____




Name _____

Draw the other half of the picture. Color the _____




Name _____ **pineapple**

Draw the other half of the picture. Color the picture. Write about it.



Name _____ **bicycle**


Draw the other half of the picture. Color the picture. Write about it.



This is my _____

Name _____ **bucket**

Draw the other half of the picture. Color the picture. Write about it.



Name _____ **tent**


Draw the other half of the picture. Color the picture. Write about it.



Students draw the other half of the picture. Then, they color and write. These printables have sentence starters.


Name _____

Draw the other half of the picture. Color the picture.




This is my _____

Draw the other half of the picture. Color the picture.



Here is a _____

Draw the other half of the picture. Color the picture.



I like to eat _____


Draw the other half of the picture. Color the picture.



This is an _____

Name _____ **boat**

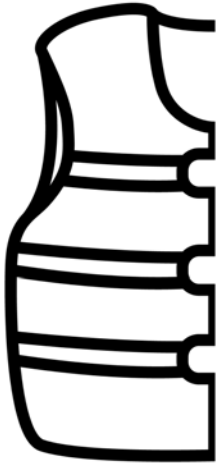
Draw the other half of the picture. Color the picture. Write about it.



Here is my _____

Name _____ **life jacket**


Draw the other half of the picture. Color the picture. Write about it.



Look at the _____


Name _____ **pool**

Draw the other half of the picture. Color the picture. Write about it.




Name _____

Draw the other half of the picture. Color the picture.



Name _____ **shark**


Draw the other half of the picture. Color the picture. Write about it.



There are
20 printables in all.


Name _____

Draw the other half of the picture. Color the picture.



I like _____


Draw the other half of the picture. Color the picture.



This is a _____


Name _____

Draw the other half of the picture. Color the picture.



Here is a _____


Draw the other half of the picture. Color the picture.



I see the _____

Name _____ **pineapple**

Draw the other half of the picture. Color the picture. Write about it.



This is a _____

Name _____



Draw the other half of the picture.



Name _____



Draw the other half of the picture.



Name _____



Draw the other half of the picture.



Color.



Trace the word.




Name _____



Draw the other half of the



tent



grill



anchor



pool



fish bowl




ice cream



pineapple


Students draw the other half of the picture. Then, they color and trace the word. There are 4 pictures to a page.

Name _____

 Draw the other half of the picture.




Name _____

 Draw the other half of the




ent



ill

Name _____


 Draw the other half of the picture.



nchor



Name _____


 Draw the other half of the picture.



Color.



Trace the word.



ool



ish

owl



ce


room

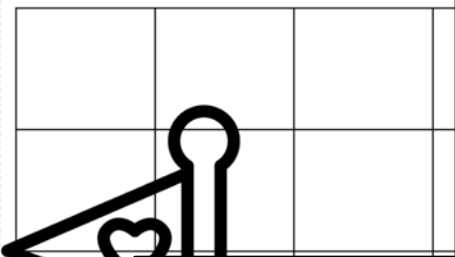


ineapple


Students draw the other half of the picture. Then, they color and write the missing beginning sound. There are 4 pictures to a page.

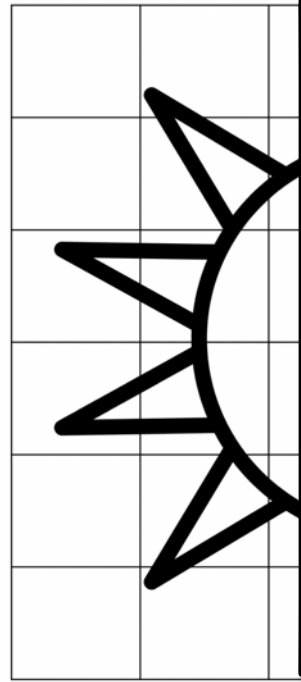
Name _____

 Draw the other half of the picture.





Name _____

 Draw the other half of the



Name _____


 Draw the other half of the picture.



Name _____

 Draw the other half of the picture.  Color the picture.  Write about it.

shark





All of the above
printables come with a
grid version.

I see the _____


Here is a _____


Name _____

 Draw the other half of the picture.

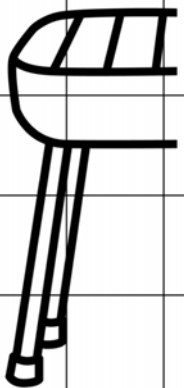


Name _____

 Draw the other half of the picture.




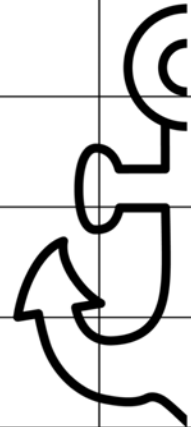
tent



grill

Name _____

 Draw the other half of the picture.




sock




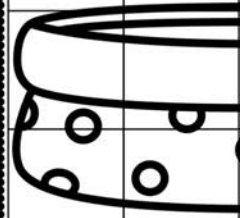
watermelon

Name _____


 Draw the other half of the picture.

 Color.

 Trace the word.



coolie



fish

owl



room


room

All of the above
printables come with a
grid version.

hork

ce

room



nut



apple