

DIRECTIONS

In order to use these QR codes, you will need:

1. A device to scan the code, such as an old smartphone, iPod, iPad, or other tablet
2. A QR Code Scanning app. A free app that I use is QR Code Reader & Barcode Scanner. However, there are several free options to choose from in the App Store!
3. Wi/Fi

Then you're all set! Simply copy the page you need, put it next to your device, and let the students get to work! Your kids will need crayons and pencils to work through the activity.

The best part? Students will listen and follow directions by coloring each picture according to what I say. We will focus on listening and following directions, as well as review lots of different language arts and math skills. I am a 23 year veteran teacher and it's like I'll be taking a small group in your class! 😊 My class loves these activities every year! I hope your class will, too!

Skills

- * Listening
- * Following Directions
- * Colors
- * Letters
- * Letter Sequence
- * Letter Identification
- * Numbers
- * Number Sequence
- * Number Identification
- * Counting
- * Positional Words

Name _____

Listen and Learn:
September 2




Name _____

Listen and Learn:
September 3




☆ A B C =



= K = M

R = T U V

♥ 10 = 12

Name _____

Listen and Learn:
September 1

☆ A = C D = F G H =

J = L M N = Q

= S T = V W = Y Z

♥ 10 11 12 13 14 15

E = G = I

N O =

= W = Y Z

13 =

Name _____





☆ = B C = E = H I

J = L M = P =

R = U V = Y Z

♥ 15 16 17 18 19 20

Listen and Learn:
September 5

☆ = = D E F = I

= M N =

= T U = X = Z

♥ 15 = 17 = 19 =

Name _____

Listen and Learn: Bb



1. B B B _____
2. b b b _____

3. E b B b g R s b B e B

4.

