

Morning Warm Up

SEPTEMBER

I created these slides in an effort to make my whole class Zoom Meetings run smoother and more efficient during Remote Teaching. It helps keep me on track while also ensuring that ALL of my students are participating! Your students will need either paper/pencil or a whiteboard to complete the daily tasks.

I will also use these if/when we return to the classroom because we will not be allowed to have carpet time. This will really help us transition from Remote Learning to the Classroom and, in the event of another school closure, back to Remote Learning. I hope your students will love it as much as mine do!

What's Included:

Each day/week REPEATS to maintain structure and routine, but there are differences to keep the students engaged!

Slide 1: Good Morning	A song from YouTube has been embedded. Just push play!
Slide 2: Morning Greetings	Students choose from two greetings. I use these while I take attendance to ensure I connect with each child.
Slide 3: Check In	Thumbs up, down, or in the middle to see how each child feels that day
Slide 4: Tell Me Something Good	Pull 3 or 4 sticks or choose a few students to tell "something good".
Slide 5: Let's Read a Story	Morning Read Aloud
Slide 6: Word of the Day	A short clip from Sesame Street will introduce the word. Just push play!
Slide 7: Word of the Day	The word is written out on this slide. Students can write it on paper or their whiteboard.
Slide 8: Quick Sketch Version 1 <small>*Delete this slide if you use version 2</small>	Students draw a quick sketch of the word. I added an *audio clip and students have to stop drawing when the music stops.
Slide 9: Quick Sketch Version 2 <small>*Delete this slide if you use version 1</small>	Students draw a quick sketch of the word. I added a countdown timer from YouTube. Just push play!

What's Included:

Slide 10: Move It!	Brain Break! I added various YouTube guided dances and songs. Just push play!
Slide 11: Sight Word Practice	It shows the sight word and the word used in a sentence. Students write the word as many times as they can before you call time. *I added a sight word song.
Slide 12: ELA or Math Practice	Students listen to the question or problem and write it on their whiteboard or paper.
Slide 13: ELA or Math Practice	Students listen to the question or problem and write it on their whiteboard or paper.
Slide 14: ELA or Math Practice	Students listen to the question or problem and write it on their whiteboard or paper.
Slide 15: ELA or Math Practice	Students listen to the question or problem and write it on their whiteboard or paper.
Slide 16: Goodbye	A song from YouTube has been embedded. Just push play!
Slide 17: Happy Birthday	Type their name. Move it up to anywhere you like. Or delete it. I added a fun *birthday song.
Slides 18 – 85	These slides repeat for the other four days in the week to maintain structure and routine, but there are differences to keep the students engaged!

SLIDES 86 – 98 ARE BLANK TITLE SLIDES (SOME WITH CLIP ART)
IF YOU WOULD LIKE TO ADD YOUR OWN CONTENT.

1

Good Morning!

There will be an embedded video already here for you on Google Slides.

CHECK IN!

How are you feeling?



Morning Greetings



salute



wave

Tell me something GOOD!

LET'S READ A STORY!



WORD OF THE DAY

There will be an embedded video already here for you on Google Slides.



WORD OF THE DAY

experiment




QUICK SKETCH

QUICK SKETCH


There will be an embedded countdown timer video already here for you on Google Slides.

MOVE IT!


There will be an embedded brain break video already here for you on Google Slides.



Which one begins with the letter Bb?



Which one ends with the letter Bb?



Which number is the biggest?



Which number is the smallest?



SIGHT WORD PRACTICE

go

We can go now.



GOODBYE!

There will be an embedded video already here for you on Google Slides.

 **HAPPY** 
BIRTHDAY TO

The following slides are blank on purpose. Feel free to add your own content so that you can make the warm-up fit the needs of your own classroom

Delete any slides you do not need.

Good Morning!

Morning Greetings

CHECK IN!

SAMPLE

WORD OF THE DAY



QUICK SKETCH

MOVE IT!



ELA

MATH



SIGHT WORD
PRACTICE

GOODBYE!



SAMPLE