

# Morning Warm Up ABC Add On Pack

I created these add on slides so that you can introduce and review the letters of the alphabet in any order that you choose.

Select the slides for the letters you want to teach. Then copy and paste into the Morning Warm Up as it works best for you.

This set allows you to teach the letters of the alphabet in the order and sequence that follow your curriculum.

# What's Included:

Each specific letter has the same structure and routine.

Slide 1:	This slide states the letter.
Slide 2:	A short video from Jack Hartmann will introduce the letter and sound. Just push play!
Slide 3:	Write the capital letter.
Slide 4:	Write the lowercase letter.
Slide 5:	Determine if the picture begins with the specific letter sound.
Slide 6:	Determine if the picture begins with the specific letter sound.
Slide 7:	Determine if the picture begins with the specific letter sound.
Slide 8:	Determine if the picture begins with the specific letter sound.
Slide 9:	Determine which picture (out of 4) begins with the specific letter sound.
Slide 10:	Determine which picture (out of 4) begins with the specific letter sound.
Slide 11:	Determine which 2 pictures (out of 4) begins with the specific letter sound.
Slide 12:	Determine which 2 pictures (out of 4) begins with the specific letter sound.

\*\*Slides 13 – 312 repeat for letters B - Z

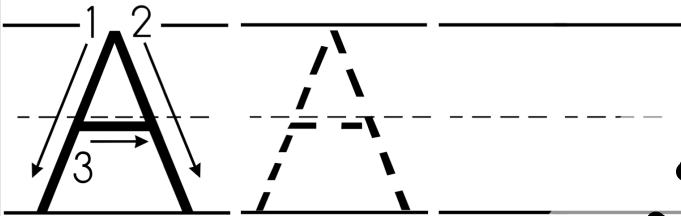
LETTER TIME!

Aa

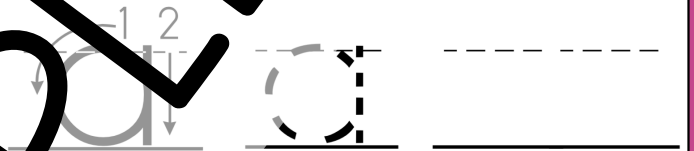
LETTER TIME!

There will be an embedded video already here for you on Google Slides.

Write it.




Write it.



LETTER TIME!

Aa



LETTER TIME!

Aa



LETTER TIME!

Aa




LETTER TIME!


Aa




Which one begins with the letter Aa?




Which one begins with the letter Aa?



Which ones begin with the letter Aa?



Which ones begin with the letter Aa?



SAMPLE