

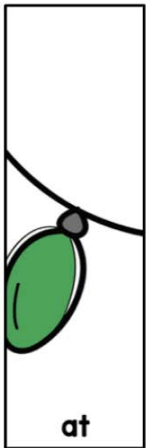
# Scrambled Sentences

Slide	1	Look at the pretty lights.
Slide	2	I made a gingerbread cookie.
Slide	3	We can see the train.
Slide	4	Do you have candy canes?
Slide	5	She will cut the paper.
Slide	6	A reindeer is in the forest.
Slide	7	She put a bow on it.
Slide	8	The tree is in the wagon.
Slide	9	The kids will sing some songs.
Slide	10	The boy can roll the dough.
Slide	11	We will ride in the sleigh.
Slide	12	I can see the pretty house.
Slide	13	The bells will ring a lot.
Slide	14	Which wreath do you like best?
Slide	15	I want to open the gifts.
Slide	16	Let's go look for a tree.
Slide	17	We can wrap the presents now.
Slide	18	We have a lot of ornaments.
Slide	19	The candles are on the menorah.
Slide	20	He will play the dreidel game.


5 Slides have sentences with five words.



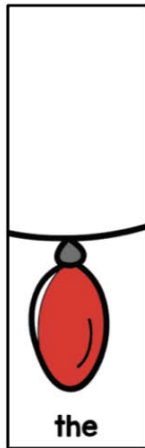
Look at the cards. Then move them around and put them in order to make a complete sentence.



at



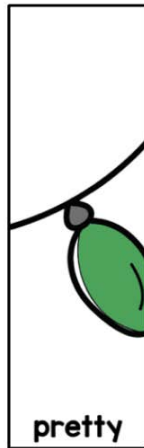
lights.



the



Look




pretty




Read the sentence. Type the sentence below.




Look at the cards. Then move them around and put them in order to make a complete sentence.



see




can



train.



the



We



Read the sentence. Type the sentence below.



Read the sentence. Type the sentence below.



made



I



gingerbread



a




cookie.

move them around and put them in order to make a complete sentence.



move them around and put them in order to make a complete sentence.



you

Do

candy

have

canes?



Read the sentence. Type the sentence below.



Samples



Look at the cards. Then move them around and put them in order to make a complete sentence.



is



A




forest.



the



reindeer



in



Read the sentence. Type the sentence below.



wagon.



tree



in



the



is



The



Read the sentence. Type the sentence below.



Look at the cards put them in order



bells



a



will



lot.



ring



The



Read the sentence. Type the sentence below.



put

bow

on


it.

She

a



Read the sentence. Type the sentence below.



15 Slides have sentences with six words.

move them around and  
e a complete sentence.



n move them around and  
ake a complete sentence.



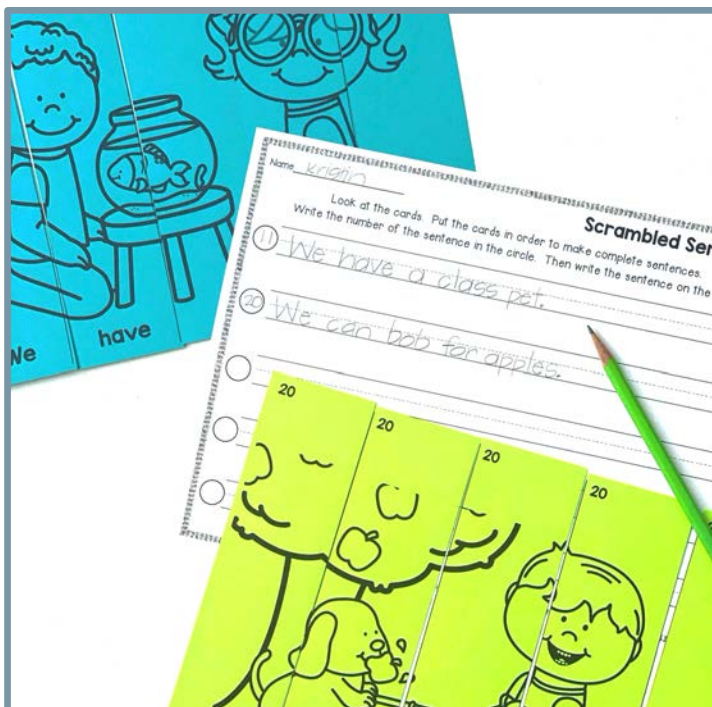
Samples





- ✓ Print on card stock
- ✓ Choose black and white or color
- ✓ Each puzzle is numbered so students can easily find the pieces that go together.
- ✓ I designed these so that you just need to make 4 or 4 cuts with NO extra pieces!
- ✓ Copy double sided if you want your students to write more.

**PERFECT TO USE DURING WORK ON WRITING, CENTERS, INDEPENDENT WORK, QUICK CHECKS, ETC.**



- ✓ 4 Recording Sheet Options
- ✓ Five lines on a page  
-large writing lines
- ✓ Seven lines on a page  
-smaller writing lines
- ✓ Numbered recording sheets
- ✓ Fill in the number of the sentence set.