

Scrambled Sentences


Slide	1	Do you see the turkey?
Slide	2	Look at the big turkey!
Slide	3	The truck has a turkey.
Slide	4	They will eat their dinner.
Slide	5	It is time for dinner.
Slide	6	We put this on a mat.
Slide	7	The men made lots of turkey.
Slide	8	The kids hold up the stars.
Slide	9	I see kids with big balloons.
Slide	10	These kids are on the truck.
Slide	11	She will vote on the ballot.
Slide	12	He can vote in a booth.
Slide	13	We will eat the pumpkin pie.
Slide	14	What is in the red dish?
Slide	15	Do you like to eat turkey?
Slide	16	The turkey has lots of feathers.
Slide	17	Here is a bin of potatoes.
Slide	18	Play a song on the bugle.
Slide	19	We honor our Veterans in November.
Slide	20	Many people are in the military.



Look at the cards. Then move them around and put them in order to make a complete sentence.



you



Do



the




turkey?



see



Read the sentence. Type the sentence below.



Look at the cards. Then move them around and put them in order to make a complete sentence.



at



big



Look



turkey!



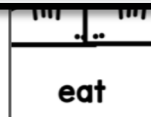
the



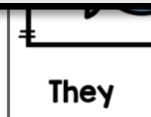
Read the sentence. Type the sentence below.




Read the sentence. Type the sentence below.



eat



They



dinner.




their



will

5 Slides have sentences with five words.

Look at the cards. Then move them around and put them in order to make a complete sentence.



their



will

Look at the cards. Then move them around and put them in order to make a complete sentence.



a



The



Read the sentence. Type the sentence below.



has



turkey.



truck

Samples



Look at the cards. Then move them around and put them in order to make a complete sentence.



vote



the



will



ballot.



She



on



Read the sentence. Type the sentence below.



the



We




eat



pumpkin



will



pie.



Look at the cards. Then move them around and put them in order



Read the sentence. Type the sentence below.



to



you



turkey?



like



eat



Do



Read the sentence. Type the sentence below.



Look at the cards. Then move them around and put them in order to make a complete sentence.



a



of



potatoes.



is



bin



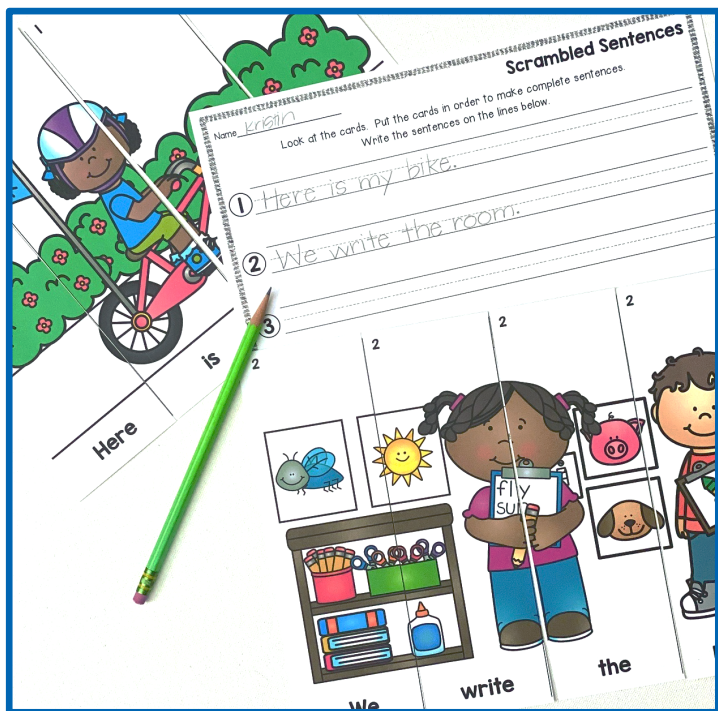
Here



Read the sentence. Type the sentence below.

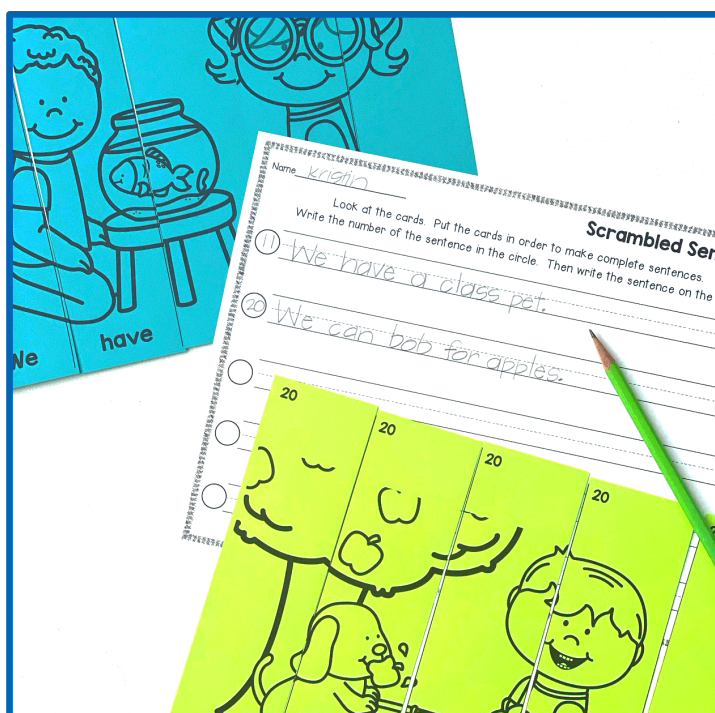


Samples



- ✓ Print on card stock
- ✓ Choose black and white or color
- ✓ Each puzzle is numbered so students can easily find the pieces that go together.
- ✓ I designed these so that you just need to make 4 or 4 cuts with NO extra pieces!
- ✓ Copy double sided if you want your students to write more.

PERFECT TO USE DURING WORK ON WRITING, CENTERS, INDEPENDENT WORK, QUICK CHECKS, ETC.



- ✓ 4 Recording Sheet Options
- ✓ Five lines on a page
-large writing lines
- ✓ Seven lines on a page
-smaller writing lines
- ✓ Numbered recording sheets
- ✓ Fill in the number of the sentence set.