

# Morning Warm Up KINDER - OCTOBER

I created these slides in an effort to make my whole class Zoom Meetings run smoother and more efficient during Remote Teaching. It helps keep me on track while also ensuring that ALL of my students are participating! Your students will need either paper/pencil or a whiteboard to complete the daily tasks.

I will also use these if/when we return to the classroom because we will not be allowed to have carpet time. This will really help us transition from Remote Learning to the Classroom and, in the event of another school closure, back to Remote Learning. I hope your students will love it as much as mine do!

# What's Included:

Each day/week REPEATS to maintain structure and routine, but there are differences to keep the students engaged!

Slide 1: Good Morning	A song from YouTube has been embedded. Just push play!
Slide 2: Morning Greetings	Students choose from two greetings. I use these while I take attendance to ensure I connect with each child.
Slide 3: Check In	Thumbs up, down, or in the middle to see how each child feels that day
Slide 4: Tell Me Something Good	Pull 3 or 4 sticks or choose a few students to tell "something good".
Slide 5: Let's Read a Story	Morning Read Aloud
Slide 6: Word of the Day	A short clip from Sesame Street will introduce the word. Just push play!
Slide 7: Word of the Day	The word is written out on this slide. Students can write it on paper or their whiteboard.
Slide 8: Quick Sketch Version 1 <small>*Delete this slide if you use version 2</small>	Students draw a quick sketch of the word. I added an *audio clip and students have to stop drawing when the music stops.
Slide 9: Quick Sketch Version 2 <small>*Delete this slide if you use version 1</small>	Students draw a quick sketch of the word. I added a countdown timer from YouTube. Just push play!

# What's Included:

Slide 10: Move It!	Brain Break! I added various YouTube guided dances and songs. Just push play!
Slides 11 - 17: Letter or Number Practice	Practice writing the letter and identifying pictures that begin with that letter sound. Practice writing the number and identifying the number in pictures. The teacher can drag a circle or an X.
Slides 18-19: Sight Word Practice	Students write the sight word. The sight word is shown in a sentence and the teacher can drag a highlighted box over it.
Slide 20: Goodbye	A song from YouTube has been embedded. Just push play!
Slide 21: Happy Birthday	Type their name. Move it up to anywhere you like. Or delete it. I added a fun *birthday song.
Slides 22 - 110:	These slides repeat for the other four days in the week to maintain structure and routine, but there are differences to keep the students engaged!
**Slides 94 - 98 Word of the Day	On Day 5 of each week, there is NOT a new Word of the Day. Day 5 is a Review of the four words from the week.
BLANK TITLE SLIDES (some with clip art)	Add your own content

Click [here](#) to purchase the Title Slide Font I used.  
Click [here](#) to purchase the other font I used.

# 6 Good Morning!

There will be an embedded video already here for you on Google Slides.

# Check in!

How are you feeling?



# Morning Greetings



salute



wave

Tell me  
something  
GOOD!

LET'S READ  
A STORY!



# WORD OF THE DAY

There will be an embedded video already here for you on Google Slides.



# WORD OF THE DAY

hibernate



QUICK  
SKETCH

# QUICK SKETCH

There will be an embedded  
countdown timer video  
already here for you on  
Google Slides.

# MOVE IT!

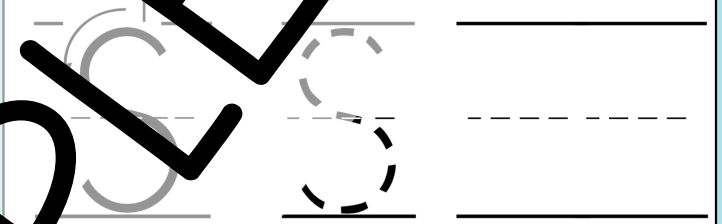
There will be an embedded  
brain break video already  
here for you on  
Google Slides.



# LETTER TIME!

# Ss

# Write it.




# Write it




# LETTER TIME!

# Ss



# LETTER TIME!

# Ss



# SIGHT WORD

# and



# SIGHT WORD

I like



cake

and



ice  
cream



# GOODBYE!

There will be an embedded video already here for you on Google Slides.

 HAPPY   
BIRTHDAY TO

The following slides are blank on purpose. Feel free to add your own content so that you can make the warm-up fit the needs of your own classroom

Delete any slides you do not need.

# LETTER TIME



# Number Time!



# MATH





# SIGHT WORD PRACTICE



## Morning Greetings

## QUICK SKETCH

## MOVE IT!



## GOODBYE!

# SAMPLE